



THE NATIONAL HORSESHOE PITCHERS ASSOCIATION



NEWSLINE


VOL. 12 NO. 5

SEPTEMBER / OCTOBER 2000

Bismarck World Tournament Results

**Simmons
New Men's
Champ**


**Moisan
Captures
Women's
Crown**



Now in ten models!

Eight models are NHPA sanctioned


One year warranty on all models




A shoe for every style!

Pairs are matched to within 1/5 of an ounce

All models carry a dead soft rating



PONY
Pro-Styled Light-weight shoe




SIDEWINDER



COLT SIX SHOOTER




BRONCO PRO-FLIP



GLORY




MUSTANG



MAGNET


YOUR CHOICE!
ONLY:

\$45
Per Pair




TYSON SWINGER
"A work of Art!"

CHECK THESE OUT



SNYDER E-Z FLIP



CHALLENGER

TWO NEW MODELS

Or send check or money order to:

Pay with your credit card

Toll free order line:
1-800-841-4685



WHITE DISTRIBUTORS
P.O. BOX 3652
ERIE, PA 16508

All above models are available through any NHPA distributor
Pennsylvania residents must add 6% sales tax when ordering direct from White Distributors

Above prices do not include shipping and handling charges

Check out our on-line catalog for more info and full color images of all our products at: www.horseshoesonline.com

NHPA NATIONAL OFFICERS

PRESIDENT: DAVE LOUCKS, 6233 Woodman Dr., Lake Oroville, CA 95966 530-589-9818

1ST VICE PRESIDENT: ALLEN BAPTIST, PO. Box 867, Eagle, CO 81631 970-328-1626

2ND VICE PRESIDENT: CASEY SLUYS, 1721 San Ramon Way, Santa Rosa, CA 95409 707-538-3128

3RD VICE PRESIDENT: LORRAINE STERNBERG, W206 N13520 Woodside Ln., Richfield, WI 53076 262-677-3300

4TH VICE PRESIDENT: BONNIE SEIBOLD, 1043 Grayston Ave., Huntington, IN 46750 219-356-3489

5TH VICE PRESIDENT: PAUL STEWART, 1043 Old Mountain Rd., Statesville, NC 28677 704-528-5081

SECRETARY/TREASURER: DICK HANSEN, 3085 76th St., Franksville, WI 53126 262-835-9108

PROGRAM & COMMITTEE DIRECTORS

GAME RELATED SALES: ED DOMEY, PO. Box 298, Sutton, MA 01590 508-865-9477

NATIONAL PROMOTION: BOB DUNN, 6417 Georgia Ave. No., Brooklyn Park, MN 55428 612-535-3884

JUNIOR PROMOTION: HEIDI STERNBERG, 1800 Aspen Dr., #201, Hudson, WI 54016 715-381-3628

PUBLICITY: BILLIE SUE PENNINGTON, 39913 Sun Glo Ct., Lady Lake, FL 32159 352-259-2070

HISTORIAN: GARY KLINE, 605 Brantly Ave., Dayton, OH 45404 513-236-7206

NATSTATS: GLENN JAMIESON, 3231 Vineyard Ave., #17, Pleasanton, CA 94566-6359 925-462-6030

HALL OF FAME: EARL WINSTON

REGIONAL DIRECTORS: 1st VP, Allen Baptist

RULES: 2nd VP, CASEY SLUYS

SANCTIONED CLUB/LEAGUE: 3rd VP, LORRAINE STERNBERG

BYLAWS: 4th VP, BONNIE SEIBOLD

GRIEVANCE & INSURANCE: 4th VP, BONNIE SEIBOLD

WEBSITE: 5th VP, Paul Stewart

NHPA NEWSLINE

PUBLISHER / EDITOR: DAVE LOUCKS

DESIGN/PRODUCTION: KIM ROGERS, KIM ART Graphics

PUBLISHER'S POLICY: NHPA *Newsline* is the official magazine of the National Horseshoe Pitchers Association. The contents may not be reproduced in any manner without prior permission of the Editor. Six issues are published annually on a bi-monthly basis. Back issues or additional copies of *Newsline*, subject to availability, are \$3.00 each postage included, \$5.00 for World Tournament issue.

ADVERTISING POLICY: The publisher reserves the right to refuse any ad. All ads accepted must be paid for in advance and meet specific format requirements. The publication of any ad is not necessarily an endorsement of the advertiser nor the featured product or service. Rate inquiries, ad copy and fee should be sent to

NHPA *Newsline*, 6233 Woodman Dr., Lake Oroville, CA 95966

LETTERS POLICY: *Newsline* welcomes communication and articles from the membership. Submissions should be typed, double spaced or provided on disk or e-mail in text format (MS Word preferable) and include the writer's name, address and phone number. The editor reserves the right to accept or reject any letter or advertising material. All submissions are subject to editing, available space, and must be received by the first day of the month preceding the date of issue.

SUBSCRIPTION POLICY: The annual subscription price is \$12.00 in the United States which includes postage via discounted standard mail. Add \$8.00/yr. for First Class Mail. Canadian subscriptions are \$20.00. All new subscriptions, renewals, payment and changes of address must sent directly to:

NHPA, 3085 76th Street, Franksville, WI 53126
Phone/Fax 262-835-9108

CONTENTS

President's Message.....	4
Convention Highlights & Future Plans.....	4
2000 World Horseshoe Pitching Champions.....	5
State Officers Meeting.....	6
Sanctioned Club/League News by <i>Lorraine Sternberg</i>	7
Regional Directors Report by <i>Allen Baptist</i>	7
Some Special Notices.....	8
Simmons Upsets Francis by <i>Scooter Pursley</i>	9
Moisan Snares Women's Crown by <i>Sheena Dooley</i>	10
Hoosier Pitcher Tops In Elders by <i>Steve Thomas</i>	11
Boys / Girls.....	12
Senior Ladies / Senior Men.....	13
Financial Report.....	16
NHPF Contribution Update by <i>Dave Loucks</i>	17
NHPA Internet Website.....	18
Jerry Schneider.....	19
Tournament Travel Contacts.....	54

WORLD TOURNAMENT RESULTS

Men's Division.....	20
Senior Men's Division.....	33
Elder 30' Division.....	37
Women's Division.....	42
Senior Ladies' Division.....	48
Junior Boys Division.....	50
Junior Girls Division.....	51
Junior Boys and Girls Division.....	52

PAID ADVERTISEMENTS

White Distributors.....	Inside Front Cover
Mr. D Horseshoes.....	6
Six Pac Horseshoes.....	7
Six Pac Horseshoes.....	8
Horseshoe Score/Hook.....	8
Imperial Horseshoes.....	9
Ted Allen Horseshoes.....	10
Gordon Horseshoes.....	13
Vanderburg Horseshoes.....	16
Deadeye Horseshoes.....	18
St. Pierre.....	Outside Back Cover

ON OUR COVER

Four foot high ice carving at Awards Banquet

PRESIDENT'S MESSAGE

Bismarck, ND, site of the 2000 World Tournament, played host to 1,216 entries. And what a host Bismarck turned out to be. Led by Stuart Sipma, the Bismarck committee provided a beautiful pitching arena and overall facilities that were the best in several years. Always at ready, the Bismarck work crew was never more than a minute or two away and continually was seen to be bringing water, painting the stakes, cleaning the area, providing general assistance and shuttle service to anyone who asked. Green carpeting from which both full and short distance pitchers could pitch surrounded the 48 tournament and two play-off courts. Many nice compliments were heard on how much easier the carpet was on the legs and feet of pitchers. Bismarck donated the carpeting to the NHPA and Hibbing plans to use it next year. All in all, Bismarck with ample courts and a terrific work crew did a big part in making 2000 the smoothest run World Tournament in the memory of this president. My personal thanks to all who played a part in its success.

Six of the seven championship divisions saw the title going to different individuals than last year. Only the 1999 junior girl's champion, Shalee Sebastian, was able to repeat. Perennial Men's Champion, Alan Francis, seeking his sixth consecutive title had two tough losses early in the tournament and went into the last game knowing he could not wrestle the championship from his opponent Brian

Simmons who was undefeated at that point. Nonetheless, Alan and Brian pitched a wonderful final game of 98 shoes with neither giving in to the other. Alan finally pulled out a 42-39 win and always the gentleman, cordially congratulated Brian for his overall pitching performance and winning the Men's 2000 World Championship.

Several times the runner-up, Canadian Sylvianne Moisan of Quebec finally won the Women's World title with a 14-1 record. She recorded the highest average percentage of the tournament, 83.65%. John Knapp, Sr. of Ohio won the Senior Men's Division. The Elders title went to Bob Logan of Indiana while Jan Turnquist of Minnesota took the Senior Ladies crown. Chase Battle of Arkansas won the Junior Boys title and Shalee Sebastian of Pennsylvania took the Junior Girls for the second straight year.

I want to thank the Bismarck people and the Radisson Inn for providing some very nice accommodations and rooms for our annual business meeting and the awards banquet. Both were well attended and the banquet was a very nice set down dinner with a choice of two entrees. The \$20 cost of a banquet ticket included a modest \$5 net to the NHPF. Some people were heard to say they wanted to go to the dinner but did not want to donate to the NHPF. Evidently, they fail to realize that NHPF bylaws state the NHPA Hall of Fame Banquet must be a fundraiser for the Foundation.

CONVENTION HIGHLIGHTS & FUTURE PLANS

Being that there were several controversial bylaw proposals to consider, the delegates and many visitors filled most of the 208 available seats. 137 delegates representing 41 charters were authorized plus a single Canadian delegate for World Tournament vote. After presentations by Red Deer, Alberta, Canada and Eau Claire, Wisconsin, the delegates voted 73 to 61 to award the 2002 W.T. to Red Deer.

Three NHPA Officers were seeking re-election unopposed. 2nd VP Casey Sluys, 4th VP Bonnie Seibold and Secretary/Treasurer, Dick Hansen, were all returned to office by unanimous vote.

Bylaws voting: Refer to pages 22-23 of the March/April of *Newsline* for the proposals.

#1 failed 128-5

#2 passed 125-8

#3 passed 128-5

#4 was amended and passed 96-37. Amended to read, develop, revise and maintain NHPA contracts, standard operating procedures (SOP's) and travel guidelines. SOP's shall be available for review by any delegate who so requests.

#5 was amended and passed 128-5. Amended in the first line to read, Individuals mentioned in the positions below shall receive

#6 passed 122-11

#7 passed 133-0

#8 passed 133-0

#9 failed 126-7

#10 failed 48-85

#11 failed 77-56

#12 was amended and passed 128-5. Amended to read, Any member without a current average at their pitching distance

#13 passed 126-7

#14 failed 100-33

#15 failed 118-15

#16 passed 128-5

NHPF Discussions. An extensive report was given on the state of the NHPF, member contributions, Hall of Fame building plans and the Joelton site as a World Tournament host. Two new NHPF directors, Joe Faron and Ward Lutz were introduced. It was announced that an Ad Hoc committee under the direction of Debby Michaud was approved. It was also mentioned that every effort would be made to break ground on the Hall of Fame building and museum this year prior to current building permits expiring.

2003 W.T. In as much as the Joelton, Tennessee, site needs much expansion and modification to hold a World Tournament in a manner that many members have become accustomed to and that available dollars are not yet in the NHPF treasury, it was decided to put 2003 back on the calendar for bid. That means any site interested must provide the NHPA with a bid for 2003 by March 15, 2001. If no bids are received, Joelton will be available to host.

Newsline and the Presidency. Dave Loucks announced that the NHPA was looking for an interested, qualified person to take over as *Newsline* editor as soon as possible. He also said he probably would not seek re-election as NHPA President next year if two or more people came forth to give the membership a voting choice.

2000 WORLD HORSESHOE PITCHING CHAMPIONS

OPEN MEN

Champ	Brian Simmons, Vernon, CT	14- 1	80.82
A1	Alan Francis, Defiance, OH	13.5-1.5	82.67
A2	Branson Miller, Middletown, VA	13- 2	75.33
B1	Marvin Ellison, Raymore, SK	14- 1	59.50
B2	Dick Moen, Newfolden, MN	12.5-2.5	60.17
C1	Charles Laramie , Southgate, MI	12.5-2.5	44.17
C2	Doug McConnell, S Hutchinson, KS	13- 2	56.50
D1	Donald Swegel, Kansas City, KS	13- 2	51.00
D2	Rick Poppe, Hudson, WI	11.5-3.5	49.00
E1	Roger Schwebke, McHenry, IL	13- 3	43.75
E2	Herschel Walters, Bourbon, IN	14- 1	47.67
F1	Steve Norstedt, Bismarck, ND	13.5-1.5	50.33
F2	Casey Sluys, Santa Rosa, CA	13- 2	37.33
G1	Lee Watkins, Springfield, IL	11- 4	37.17
G2	John Barney Sr., Carson City, NV	14- 1	39.83
H1	Dave Rose, Columbus, OH	15- 0	46.67
H2	Larry Gallegos, Raton, NM	12- 3	39.67
I1	Brian Fisher, Lewisburg, OH	12.5-3.5	42.66
I2	Steve Barry, Omaha, NE	12.5-2.5	39.83
J1	Robert Kingsolver, Sr., Caufield, MO	13- 4	30.88
J2	Kingston Lindsey, Oxnard, CA	11.5-3.5	33.17
K1	Barrie Campbell, Mohall, ND	13- 2	34.50
K2	Mike Jahner, Manhattan, MT	13- 2	35.00
L1	Clyde Rains, Decatur, IA	14- 1	34.50
L2	Terry Hiatt, Omaha, NE	13- 2	44.67
M1	Steve Frost, Hiram, ME	13- 2	30.67
M2	Dan Sanders, Columbus, OH	13- 2	41.67
N1	Alan Jones, Tower Hill, IL	13- 2	33.00
N2	Adrian Richard, Great Falls, MT	9.5-3.5	26.15
O1	Gregory Franchuk, Lawrence, KS	13- 2	32.00
O2	Jim Eldred, Mill Hall, PA	13- 2	28.17
P1	Bill Cole, Oakwood, GA	11.5-3.5	24.17
P2	Homer Cain, Marland, OK	15- 0	29.00
Q1	Alfred Kaisershot, Normal, IL	12- 3	17.00
Q2	Glen Berglund, Buffalo, MN	12.5-2.5	25.50
R1	Gary Wilson, Mesquite, NV	16- 0	23.13
R2	Rodney Johns, Alliance, NE	14- 3	23.09
S1	Bill Belt, Gainesville, MO	13.5-1.5	23.00
S2	Raymond Rains, Boone, IA	12.5-2.5	17.8

OPEN WOMEN

Champ	Sylvianne Moisan, Chertsey, PQ	14- 1	83.65
A	Sylvianne Moisan, Chertsey, PQ	13.5-1.5	80.33
B	Jan Turnquist, Sawyer, MN	13- 2	70.33
C	Jan Kreienkamp, Union, MO	12- 5	62.35
D	Wynne Mihura, Lawrence, KS	14- 1	57.17
E	Marlys Timm, Loretto, MN	12- 3	51.67
F	Marilyn Person, Arvada, CO	11- 2	50.96
G	Tracy Wilcox, Evans, CO	14- 1	46.83
H	Terri Hanson, NE	14- 1	42.83
I	Thelma Trent, St Peters, MO	12- 1	35.77
J	Vonda Sebastian, Shinglehouse, PA	11- 2	31.15
K	Sandi Carlson, Moorhead, MN	12- 2	33.39
L	Kathy Flageolle, Westminster, CO	13- 0	19.62

ELDER "30" FOOT DIVISION

Champ	Bob Logan, Kouts, IN	10- 1	76.69
A	Curly Seibold, Huntington, IN	11.5-3.5	73.17
B	Ronald Craven, Liberry, MO	12.5-2.5	59.50
C	David Zilverberg, Highmore, SD	15- 0	56.83
D	Larry Riley, Denver, CO	11- 4	46.33
E	Gordon Fuhr, NE	13.5-1.5	52.50
F	Hank Tencate, Oglive, MN	12-4	41.88
G	Jerry Griggs, St. Joseph, MO 38.8??	13-2	46.50
H	Joe Poliski, Wyoming, MI	13-0	44.42
I	Arlow Nelson, ND	12- 5	27.94
J	Earl Smith, Santa Rosa, CA	14.5-0.5	28.00
K	Earl Setterlund, Mandan, ND	12- 1	27.88

JUNIOR MIXED

A	Urias Martin, Churchrock, NM	14- 1	71.50
B	Anthony Patterson, Spokane, WA	14- 1	53.67
C	Patrick Hovda, Racine, MN	14- 1	46.83
D	Colette Cave, Rice, MN	15- 0	38.50
E	Lewis Talfelmeyer, ND	16- 0	31.25
F	Travis Ninneman, MN	16- 0	15.00

JUNIOR

BOYS AND GIRLS

Boys Champ	Chase Battle, Mt. Ida, AR	7- 0	74.61
Girls Champ	Shalee Sebastian, Shinglehouse, PA	5- 0	68.32

SENIOR LADIES

Champ	Jan Turnquist, Sawyer, MN	7- 0	69.94
-------	---------------------------	------	-------

SENIOR MEN

Champ	John Knapp Sr., Millersburg, OH	10- 1	60.22
A	John Bogardus, Fort Edward, NY	13- 2	64.83
B	Jerry Gorton, Eugene , OR	12- 4	55.00
C	Casey Vander Linden, Bellevue, AB	13- 3	54.06
D	Al Ross , Regina, SK	13- 0	54.23
E	Walter Hill, International , MN	13- 2	37.83
F	Norman Ed Herald, Espyville, FL	14- 1	37.33
G	Byron Edwards, Alexanderia, MN	14- 1	34.67
H	Carl Massey, Newton Grove, NC	12- 4	26.88
I	Les Holland, McGregor, MN	11- 2	26.35
J	Gregg Craven, Liberty, MO	12- 2	19.64

Congratulations to you all!

STATE OFFICERS MEETING

The 2000 State Officers Meeting was held Saturday, August 5, at 1:30 p.m. in Bismarck North Dakota, with 31 state officers and 1 guest present. NHPA 4th Vice President Bonnie Seibold and 5th Vice President Paul Stewart chaired the meeting. It was an open meeting with no agenda.

The meeting opened with a question by Paul Stewart, as to how many Charters are now keeping their memberships on computers and how many were sending membership reports to NHPA Secretary, Dick

Hansen in a ASCII text file by diskette or by e-mail. We were surprised at the small amount of hands that went up. A lot of the Charters are keeping their memberships on computers and still sending membership reports to Dick by hard copies. Come on, Secretaries, let's help Dick out by not having him have to type every members card number, name, address, pitching category, longevity, and more into his data base program. If you are using a database or spread sheet program to keep your memberships

on, it's not that hard to have it create an ASCII text file to send memberships to Dick by diskette or email. Plus there is free software on the NHPA Website that you can download for Secretaries and Statistitions that will create files for your reports to NatStats and the Secretary. We also have several new programs we are currently evaluating that will make your reports even easier in the future.

Phyllis Quist, WA, asked what were other charters doing to help increase membership. Jack Freeman, TN, replied that in Tennessee they were trying some non-sanctioned events to get new people interested, after explaining the benefits of being a member of organized horseshoe pitching, then invite them to join.

Bud Schardine, UT, says, one of the biggest things that has helped them with new memberships, is that people are finding information about horseshoe pitching on the Internet and by him being the RD for UT he is getting requests from people wanting to know more about horseshoe pitching in UT. Also Bud says they have a packet of information about horseshoe pitching, schedules, rules and more to pass out at tournaments to interested prospects hanging on the fence.

Joe Faron, MO, says that a local co-op ran an article about horseshoe pitching in their newsletter and a TV station in St Louis, MO picked up on it and called him to set up an interview about horseshoe pitching in Missouri, and ran the article on National TV. Joe said he was on vacation for one week and when he came home he had 75 e-mails on his computer about this article. Joe says out of this article, who knows how many new people will become interested in horseshoe pitching?

Billie Sue Pennington, asked, how many people are familiar with Active.com on the Internet? This is a place that lists only sports events and is the biggest service of this kind on the Internet. We encourage all charters to go here and sign up to list your tournament schedules. This is completely free. All you have to do is fill out the info on the sign up form and someone will contact you from Active.com and will explain the complete program. They will do all the work for you, all you have to do is send them the information about your tournaments and ok what they do before they put it on the Internet.


Check it out:

www.active.com/moresports/Horseshoes

Billie Sue says this is our best opportunity to get the word out about horseshoe pitching that we have ever had. She also says she will be glad to help anyone that wants help on getting your tournament schedules on Active.com.

Meeting was adjourned at 3:30 p.m.

MR. HORSESHOES



"THE SHOE THAT FITS"

DESIGNED AND BALANCED FOR THE FLIP



<http://www.geocities.com/mrdshoes>

— Order Direct From —

MR. D. HORSESHOES, BOX 394, POST, TEXAS 79356

JOHNNY DAVENPORT

806/495-2630

or Contact


Your NHPA Representative

THE MR. D. SHOE HAS EXTRA, EXTRA HEAVY HEALS
— PERFECT BALANCE FOR THE FLIP

THE TOE OF THE MR. D SHOE IS SMOOTH WITH A GOOD SLANT ON THE TOP SIDE FOR AN EASY GRIP AND A SOFT TOUCH DELIVERY

THE CALK ON THE BOTTOM OF THE MR. D SHOE WILL INTERLOCK ONTO THE TOP OF THE FIRST SHOE PITCHED, TO HELP PREVENT THE SECOND SHOE FROM REBOUNDED BACK OFF THE STAKE

THE BALANCE AND THE INTER-LOCKING FEATURE OF THE MR. D. SHOE IS PATENTED



\$50.00 per pair

Postage paid to the 48 contiguous states

Texas residents add \$3.63 sales tax

PATENT NUMBER 5,704,857

— L-M-H Weights —

With or Without Ringer Breaker

CAST FROM ALLOY STEEL

Guaranteed one year against breakage

NO SHOES SENT ON CONSIGNMENT

ARE YOU TIRED OF FLIPPING A SHOE THAT IS DESIGNED TO BE TURNED?


The edges of the Mr. D. Shoe are not round like they are on other shoes. The extra, extra heavy heels tend to keep the heels down as the shoe rings the stake, giving the square edges, and the calks on the bottom of the heels a better chance to grab the pit surface, or the other shoes on the stake, to prevent the shoe from turning around. This will lessen the chance of it being knocked off the stake.

An ideal flip has the shoe coming to the stake as it has just leveled out. Sometimes our aim is off just enough that the point, or heel, of the shoe will hit the stake as the shoe comes in. The points of the heel of the Mr. D. Shoe are at a slant, so that the first part of the shoe to hit the stake is on a plane with the bottom of the shoe. This forces the point of the shoe down, therefore; the extra, extra heavy heels on the Mr. D. Shoe will force the calks on the bottom of the shoe into the pit. The "dead soft" rating then entices the shoe to drop next to the stake for a point.

Because the heel of the Mr. D. Shoe is so heavy, sometimes the heel that doesn't hit the stake will jerk around the rear of the stake. This causes the other heel, that is now holding onto the pit surface, to hook the stake for a ringer as the shoe turns around the stake.

Shoes with hardened points, that hit the stake in this manner when flipped, have a tendency to jump away from the stake and spin to the rear, out of scoring range.

Shoes with blunt points, or shoes flipped with the slope of the heels going up, makes the top plane of the shoe to be the first part of the heel to hit the stake. This, more apt that not, will cause the shoe to flip over backwards and come to rest several inches from the stake - a lot of times out of scoring range.



SANCTIONED CLUB/LEAGUE NEWS by Lorraine Sternberg

The meeting started off with introductions of everyone present along with the club that they were representing. There were a total of seventeen people present.

First on hand was discussion on the e-mail forms now being used. Those using them felt that they were working out well. I did remind everyone that when e-mailing me the membership reports to remember that a copy of this report must still be sent into your charter sec/treasurer.

There was talk about the dropping of the achievement certificates. Those still wanting to use them decided to make a copy of them and do their own. The achievement certificates will be continued for the juniors only. I also brought up about the new category being placed in the Top Ten for 30' elders separating them from the 40' men. Reminding everyone to be sure to mark on the forms if they are 30', 40', men, women, boys or girls. Also new deadline for the Top Ten to be submitted is December 15.

I brought up the fact about discontinuing

the 0-5% and 6-9% patches and starting the percentage patches at 10%. Everyone agreed to this, but suggested we keep the low percentage patches for juniors only.

Heidi Sternberg, the National Junior Promotion Director brought up the importance of applying for the Scholarship Program that is available for all juniors pitching in sanctioned leagues. Deadline for this to be submitted is November 15th. Forms can be obtained from me.

Glenn Jamieson, took the floor to remind

everyone the importance of getting your league final reports in before the World Tournament deadline if your league is completed by April 30. Also reminding everyone to put on the forms complete dates of starting leagues and finishing leagues. I mentioned that I would like to have all final stats reports as soon as possible after the leagues are completed.

Open discussion was then on different formats of league play that are being used by the clubs. Meeting then being adjourned.

REGIONAL DIRECTORS REPORT

by Allen Baptist

WORLD TOURNAMENT REGIONAL DIRECTORS REPORT

The Regional Directors meeting was held Saturday, August 5th in Bismarck, North Dakota. There were 12 Regional Directors present. Removing the year from Tournament patches was discussed, but was decided that the year be left on. It was decided that all the periods be eliminated from patches and the tournament certificates where NHPA is written. We also agreed to have a line on the Sanction Certificate for the Regional Director sanctioning the tournament to sign. We also decided to do away with Charter Officer patches since there is very little interest in them. Jim Haupt was introduced as the 2000 Regional Director of the Year. Clint Bryson, Regional Director for North and South Dakota is the only Regional Director to sanction three World Tournaments—two in South Dakota and one in North Dakota. I would like to thank all of the Regional Directors who helped me during the shoe checks.

TOURNAMENT
QUALITY

N.H.P.A.
APPROVED



4811 Tishomingo Rd.
Hillsboro
MO 63050

(636) 942-3544



Six Pac Sure Peg Six Pac Sure Point Six Pac Sure Pitch


Horseshoe pitching is a game the whole family and all ages can enjoy for fun and exercise and championship play. The SIX PAC is cast of Ductile iron and annealed (softened) to make the shoe absorbent tough when ringing the peg.

FEATURES:


- Blades thicker, wider (more control) • Position marker (finger notch) • Hooks and Points (hardened to retain shape) • Guarantee (one year against breakage) • Annealed (for softness) • Special Coated Finish

One Pair - \$42.50 ea. • Six Pairs or more - \$36.50 ea.


Six Pac Sure Peg Weights

	No. of Pairs _____	<input type="checkbox"/> L
	x \$42.50= _____	<input type="checkbox"/> M
	(at 6 pairs or more) _____	<input type="checkbox"/> H
	x \$36.50= _____	

Six Pac Sure Point Weights

	No. of Pairs _____	<input type="checkbox"/> L
	x \$42.50= _____	<input type="checkbox"/> M
	(at 6 pairs or more) _____	<input type="checkbox"/> H
	x \$36.50= _____	

Six Pac Sure Pitch Weights

	No. of Pairs _____	<input type="checkbox"/> L
	x \$42.50= _____	<input type="checkbox"/> M
	(at 6 pairs or more) _____	<input type="checkbox"/> H
	x \$36.50= _____	

Continental US only _____
Missouri Residents add sales tax _____
Shipping & Handling _____
(Single Pair only \$5.00 Charge) _____
GRAND TOTAL _____

ORDER FORM

Name _____

Shipping Address _____

Phone: Residence () _____

Office () _____

SIX PAC Guarantee: One (1) year from purchase date, not from replacement date. Both shoes must be returned in original carton showing date of purchase, weight and type of horseshoe. Return to manufacturer only. Include \$5.00 check or money order for shipping and handling costs.

Thank you for your order and good horseshoe pitching.

Order Direct or from your N.H.P.A. Representative

Send to: SIX PAC HORSESHOES

4811 Tishomingo Road, Hillsboro, MO 63050

Attn: Harvey E. Wobbe

(636) 942-3544

SOME SPECIAL NOTICES

■ **Charter Statisticians or State Tournament Directors.** Don't forget to send *Newsline* your State Tournament Results. The next issue will publish all such results received in the proper format by the deadline of October 10. Remember the reporting format. List only the name, won-loss record and percentage of all participants in each Division Championship. For class play, list these three items for the 1st place finisher only. Doubles will not be printed nor will results presented with unnecessary details such as home city, NHPA card #, ringers, shoes pitched or high game. The editor cannot take the time to re-write or reformulate data presented in an incorrect manner. Thank you.

■ **NHPF donations** are now to be mailed to a new address. Send your contributions to the NHPF, P.O.Box 159027, Nashville, TN 37215-9027

■ **Newsline is looking for a new Editor.** After 12 years, I am hoping to turn the duties over to another individual after the next, November/December issue is published. If you are interested and have

some computer and writing skills, please contact me. The NHPA Executive Council will choose my replacement. If you have newsletter or magazine writing and publication experience, you may be qualified for *Newsline*. After putting all articles to a disk, *Newsline* is currently turned over to a professional graphic artist who creates the design and layout of the magazine. After proofing and corrections, the graphic artist provides a camera-ready disk, which is taken to a printer who specializes in printing magazines and publications. The editor currently does the labeling and mailing. For this, the NHPA pays the total cost of the publication plus out-of-pocket expense and about \$300 per month to the editor.

■ **NHPA President and Newsline Editor, Dave Loucks, has moved.** The new address is; 6233 Woodman Drive, Lake Oroville, CA 95966. The phone number is 530-589-9818.

■ **NHPF Ad Hoc Committee formed.** The NHPF has added two new directors from the NHPA membership. Because it is important to inform all members about the NHPF and because there are

decisions to be made and differing opinions from our diverse population of horseshoe pitchers, the Ad Hoc committee was formed to monitor the ongoing process and progress of the NHPF. It is anticipated that the Ad Hoc committee will act as the voice of the pitchers by listening to ideas and questions in the field and by stimulating more and different discussions and then relaying those thoughts to the NHPF Board of Directors.

The Board asked Debby Michaud to chair the Ad Hoc committee. She accepted and will select (with NHPF approval) four other members to serve on the committee. Two have already been approved. They are Homer Cain from Oklahoma and John Passmore from Maryland. Other pitchers in the west and Midwest have been asked to consider serving on this committee. Any and all correspondence from the membership is encouraged by the committee to help them in their "mission." Initially, all communication to the committee should be addressed to Debby Michaud, 379 Hodges St., Taunton, MA 02780.

SIX PAC




HORSESHOES®

Tournament Quality

Pitched in A-Z Classes
Discount on 6 Pair or more
ONE YEAR GUARANTEE

Order Direct or
from your NHPA Representative
SIX PAC HORSESHOES
4811 Tishomingo Road
Hillsboro, MO 63050
Attn: Harvey E. Wobbe
(636) 942-3544

Horseshoe Score/Hook!



The **Score/Hook** is designed to serve as a pick-up stick and scorekeeper. It will record: points, ringers, double ringers, and shoes pitched for both you and your opponent. It can be conveniently carried all the time.

The **Score/Hook** is 27 inches long, has a diameter of 2 inches and weighs just a pound. The handle is adjustable to fit your hand. There are six color coded rows of beads to record the scoring.

The **Score/Hook** is priced at \$34.00 plus \$4.00 shipping and handling. For more information contact

Ted Rohde, (608) 788-0318

2034 S 32nd St., La Crosse, WI 54601

email: ringerted@aol.com

<http://hometown.aol.com/cdabigbird/myhomepage/index.html>

AUGUST 13, 2000

SIMMONS Upsets FRANCIS

By Scooter Pursley
Bismarck Tribune

If you're going to stumble, it's always better to stumble after you've crossed the finish line, just like Brian Simmons did Saturday in the finale of the World Horseshoe Tournament at VFW Sports Center.

With his first world title and a winner's check of \$3,200 safely tucked away, Simmons went head-to-head in a 40-point sprint with five-time defending champion Alan Francis in hopes of going through the world tournament unbeaten. Francis prevailed 42-39, but that did little to detract from Simmons' 14-1 record in the finals. "I wanted to go undefeated, but that's why Alan is a world champion. I lost a little mindset before the match," Simmons said.

That was understandable. A half-hour earlier, while Francis was pitching against Walter Ray Williams in the 15th round, Simmons rolled over Branson Miller 40-12 to lock up the championship. "I thought I had a chance to win it this year," said Simmons, who traveled 28 hours from his home in Connecticut to pitch this week. "I'm throwing my best."

Among Simmons' more impressive wins was a 42-3 triumph over Williams. Simmons threw 90 percent ringers in the game that needed just 40 shoes, the lowest in any of Simmons' 15 finals games. But not every game was that easy. Simmons escaped with a 40-39 win over Rich Pintor in Saturday's first round and followed that up with a 41-38 triumph over Tom Westbrook.

Francis wasn't as fortunate. He dropped two games to the 11th and 12th place qualifiers on Friday.

"The turning point was when (Colin Finnie) beat him to give me a two-game cushion," Simmons said. "I had two bad games and that's what knocked me out of it," Francis said. "I've won championships with more than two losses, but I needed help. I don't like being in those situations."

The brief stumble proved costly for Francis and his bid to tie a record of six straight world championship titles. Fernando Isais of Los Angeles remains the only man to do that (1947-1952).

As bad as it was Francis, knowing that his five-year run had ended, it was even worse for Williams, who struggled to a 9-6 record in the finals.

Late in his 43-34 loss to Francis, a fan in the stands clapped when the six-time champion missed a ringer. Visibly upset, Williams glared at the stands and a few pitches later lost the

match. He then went into the stands to dress down the woman who had clapped. Some fans cheered and other jeered as he made his way back to the pitching area for his final game.

Through it all, Simmons remained on course, just as he was back in Perry, GA, in 1995. That year, Simmons appeared headed for a title until Francis came away a one-point winner in their head-to-head match to start his streak of five titles in a row. Simmons said he didn't want to risk having the same thing happen again Saturday to keep the streak alive.


"It was very nerve wracking," Simmons said. "I'm glad I (won) it in the other match."

Francis is a seven-time world champion. The Ohio pitcher had won titles in 1989, 1993, 1995, 1996, 1997, 1998 and 1999.

IMPERIAL

"The Best Pitch—The Best Shoes"

Forged Steel
Hard Points



ORIGINAL \$49/Pair

PLUS \$49/Pair

Call for quantity prices.

616-624-2861

Boyd Stonerock, 83441 CR 652, Lawton, MI 49065

e-mail: luckshoe@juno.com

Order Direct or From Your NHPA Sales Distributor

AUGUST 13, 2000

MOISAN Shares WOMEN'S CROWN

By Sheena Dooley, Bismarck Tribune

Sylvianne Moisan knows Sue Snyder all too well. The horseshoe pitchers have met in various world championship tournaments, and every time they had gone up against each other for the woman's title Snyder had made Moisan settle for second. This year Moisan turned the tables.

Going into last year's final match against Snyder, the Ontario native had lost three games and already knew Snyder had clinched the championship. This year's tournament presented a similar situation but the roles were reversed.

This year Moisan had only one loss, which would either make her a cham-

panion or guarantee her a tie with Judy Curtiss, who gave Moisan her only loss of the tournament. Snyder on the other hand, had already been taken out of contention for a repeat title.

Moisan beat Snyder to get a final 14-1 record and 83.65 percent ringer average despite a rough stretch in the match when she found out Curtiss had lost another game, which took her out of the running, making Moisan the world champion.

"I missed three straight shoes against Sue when I found out I won," Moisan said through a translator. "It was just the emotion that came from learning I had won. This is a dream come true for me."


Winning a horseshoe world title hasn't always been a dream for the

pitcher, who started playing the sport because of her mother's involvement. In fact, she said, when she first started pitching, she didn't like horseshoes. "My mom was pitching and I would follow her to tournaments and groups who were missing players would ask me to fill the empty spot," she said. "I didn't go to those tournaments to pitch. I was there because of my family. I didn't like playing at first."

She changed her mind as she started to get better. "I improved and quickly became one of the better players after just a couple of years," Moisan said. "It was more of a natural talent because I didn't practice much and was able to improve that quickly."

Moisan said she would practice two to three times a week for half an hour, compared to most other pitchers who practice every day for one to two hours on average. She has kept that practice schedule, she said, throughout her 23 years of pitching. That includes the last two years, when she had to work her way back from a year layoff in 1998 when she had a baby.

Her first year back she was struggling to hit an 80 percent ringer average in tournaments, but competing in eight to nine tournaments improved her game to the point where she has surpassed that percentage in five of six tournaments this year. Winning all six of those tournaments, and now the World Tournament, Moisan has made her way back to the top of her horseshoe career without looking back. "This is great," she said. "I am just so happy."



Ted Allen Horseshoes

Since 1938

**Designed and pitched by the
only 10 Time World Champion and record
holder of 36 Consecutive Doubles (72 ringers)**

DEAD SOFT MEDIUM SOFT MEDIUM HARD

Various Weights & Colors 2 Year Guarantee against breakage

Ted Allen Horseshoes, Inc.

13299 E. County Line Rd., Longmont, CO 80501-9797

1-800-883-2129



AUGUST 12, 2000

HOOSIER PITCHER TOPS IN ELDERS

By Steve Thomas, Bismarck Tribune

It's hard to imagine a newcomer in the Elder Division (age 70-plus) of the World Horseshoe Tournament. Yet when two Hoosier State pitchers squared off for the Elder world championship Saturday at the VFW Sports Center, Bob Logan of Kouts, Ind., was giving away a huge experience edge to curly Seibold of Huntington, Ind.

Logan, 73, defeated Seibold, 76, by a 42-30 count Friday for the world elder championship. With the victory over Seibold, Logan completed a 10-1 run through the 12-man world round-robin finals. Seibold, who was the elder runner-up at 8-3, needed a victory over Logan to force a playoff.

For Logan, Saturday's World title marked another large step along an amazingly short road. He's won two world elder championships in three years—that's right, three years—of horseshoe pitching. He won the World title in 1998 and placed third last year behind Seibold and Frank Bohun of Erie, PA.

Last year, though, Logan took the Elder Division A title before slipping in the world finals.

"That (1998) was the first year I pitched in world competition," Logan recalled. "Before that I'd pitched in grade school and that was it. I took it up again on a whim when some of my friends asked me to play. I got interested and pitched in enough tournaments to play in the World Tournament."

Seibold, who took the Elder Division A title on Wednesday with 11.5 wins in 15 games, was looking for his first world championship in 40 world tournaments. With the exception of 1963, he's pitched in every world tourney since 1960. "I've been in four elders. I've placed fourth, third, second and second again," Seibold said. Last summer, Seibold lost in a playoff to Bohun.

The heat was on Seibold in Friday's 11th and final round of the world championships. He and Logan were both 8-1 after nine rounds, but Seibold dropped a 42-26 decision to Dee Powell of Colorado in the 10th round to slip to 8-2. Logan outlasted a determined Laymon Gullett of Texas 43-34 in an 80-shoe game to improve to 9-1.

Logan said the two-day world elder round-robin allowed little letup. "It's been a tough tournament. The whole class was tough," he said.

He had hard battles in the world finals with Tom Munoz of California (42-37), Ed Aronius of Texas (40-38), William Lou Rector of Missouri (40-39) and Don Wild of Colorado (40-38). Thursday's game with Aronius was one for the books. "We tied the record for most shoes pitched in a game (98) to get to 40 points and I had 80 ringers," Logan said. "He had 78 ringers. That was a wild game. "I was behind at least 15 points and just kept scratching and clawing."

Logan was the man with the big lead in his final game with Seibold.

He ran off 27 straight points for a 30-6 lead and it looked like a short and sweet game was in the works. But then Seibold, down 34-6, strung together 24 uninterrupted points to trail just 34-30. He didn't score again as Logan notched the final eight points.

"I've played him a number of times. He's a cool guy," Logan said. "He said to me before the game started to pour it on because he didn't want to get into any playoffs."

It looked like Logan was going to do exactly that until Seibold found his rhythm in mid-game. "He turned the tables and started pouring it on me," Logan said. "I wasn't pitching badly, but badly enough that he was able to close the gap and then you don't know what's going to happen."

When Seibold made his charge, Logan said he was having a conversation with himself. "I kept talking to myself: 'Get back in it, get your rhythm, follow through.' Then I knuckled down and threw all ringers with one exception."

Logan shot 76.7 percent ringers for the match. Seibold connected at 71.7 percent.

Seibold said spurts come and go in horseshoes, but runs of 27 and 24 points are not the norm. "That was unusual. That's almost like winning when you do that (run 24 points)," he said. "I did make a good comeback, but I just couldn't make them for awhile. If I'd played the whole game like I did after I got going, I might have won it. We'll never know."

BOYS

A newcomer to World Tournament competition, Urias Martin, NM, went 14-1, 71.5% to win the Junior Mixed "A" class. His only loss came in the second game, when David Bradley, IN, pitched 75% against Martins 67.5%. But he appeared unshakable as he marched through the remaining veteran opponents. His amazing performance created quite a buzz among seasoned horseshoe spectators. With four boys, "the new kid, Martin", Adam Ellis, ON, Chase Battle, AR, and David Bradley, IN, qualifying over 70%, it was anticipated that the championship finals would no doubt result in a close title race.

But, 15 year old, Chase Battle, Mount Ida, AR, now 6-ft tall, was on a mission this year. After a near miss at the 1999 title, he wanted to win the World Tournament for his Grandpa, Bill McKay, who began taking him to tournaments when he was 9 years old. He was focused and ready. People kept wishing him luck, but he knew it would take more than that. His Grandmother, Joyce, knew it too and handed him a note of scripture

(Philippians 4-13) to tuck into his pocket.

"I tell you what", Chase said, "at the end of the first day in "A" class, I felt like I'd wasted a trip!" Chase was disappointed with his below average performance. "It just didn't feel right, and I knew I needed some time on the practice courts before going back out there again." His practice worked. After those first five games, he was averaging 60.5%—after fifteen, 70.2%.

First game jitters tossed another scare Chase's way when he narrowly escaped losing to Levi Blevins, Mo, in a 66-shoe game. The score was 40-39, Battle, with 57.6%, his lowest game of the finals. After that initial stumble, he posted games of 82.8%, 75%, 76.3%, 80.4%, 80.0%, and 71.1% to finish 7-0, 74.6% to claim the title. But it didn't come easy! Marcus Thomsen, NE, held on for 72 shoes, before losing 39-40; Martin (34-41) & Bradley (36-42) forced 90 shoe games. Keith Boone, CA, hung tough for 80 shoes in game four; Fifth place finisher, Dustin Dahl, WI, took three big wins over Martin, Ellis, and Bradley.

Congratulations to all for outstanding performances!

Battle, a religious young man, expressed thanks to God for the victory. He also mentioned that the Reverend Jerry Holt and Glenn King, both of OK, had been very influential in his life. He feels that with the encouragement and support of his grandparents, he'll experience more success over the next three years as a junior. Although he has made no move toward 40-ft., he is working on a 1-1/4 turn he'll use when he moves into the men's division.

People often ask Chase about his arm pumping swing. "I started doing that when I was 9 years old because I couldn't hold the shoe to my face to sight as others do. When I swing my arm like that, I'm lining my arm up with the peg, and I don't pitch it until I feel ready," Battle explained. He usually swings 7 times before each pitch, and sometimes even more. When asked if all that pumping made him tired, he replied that he could have pitched another 500 shoes that night!

Girls

"I was ready and really excited about the World Tournament this year, Shalee Sebastain, 15 year old Junior Girls Champion, remarked when asked about her personal best performance (68.3%) in Bismarck. "The more I pitched the more excited I became. I didn't worry about anything!"

The Shinglehouse, PA teenager, participating in her 4th World tournament was the only 1999 Champion to successfully defend their title. She

went virtually unchallenged on her way to her second title, posting a 5-0 record, and finishing off with games of 71.1, 71.4, and 72.5. Her longest game went 42 shoes with Elizabeth King, NY, and Rachel Luckey, ND scored the most points, 21, against Sebastian.

Her friends think it's really "cool" that she pitches horseshoes "because it's something different." But she reported that when they pick up the shoes and throw them, they don't really take it seriously.

Pitching is becoming a real family affair for the Sebastians. "Mom," Vonda, recently partnered with her daughter to win their league, and also won her class, Womens "J", in Bismarck. Shalee's sister, two brothers and her cousin are also beginning to pitch.

The young champion still contends that practice is boring and says, "I'll just go out there and do my best for my next three years in juniors." Oh, to be young and carefree—like Shalee!

Senior Ladies

Minnesota ladies, Jan Turnquist, and Edi Holland finished first and second in the Year 2000 Senior Ladies Division. It appeared, initially, that top qualifier, Turnquist, would have an easy title walk. She went unchallenged until she met Holland in the final round. Turnquist was out to a quick

lead, 15-0, at 28 shoes, but then, always tough, Holland began to score, and pulled ahead by 2 points (22-19) at 50 shoes. The game continued to 86 shoes before Turnquist emerged victorious. Final score was 40-31. They pitched 73.3% and 70.9% in that final match.

LaVerne Ewig, OR, pitched the high

game of the finals, 80.8%, when she met Lucille Leis, ON, during the first round. Ewig lost to both Holland and Turnquist, giving her third place. Edith McKinney, WI, Rosalie Judy, WV, Lucille Leis, ON, Iris Sandham, GA and Carol Sperber, WA, finished out the field.


Senior MEN

When asked how it felt to be a world champion, John Knapp Sr., Millersburg, OH, replied "I feel really humble, because they're all great pitchers and I was never expected to win. I started out in B Class, and was surprised to learn that I'd qualified for Championship Class. I guess because I had no expectations, I was relaxed, and that allowed me to scoot past those who usually beat me."

John found horseshoe pitching at age 53 shortly after retiring from Ford Motor Company, and now wishes he'd found the game much earlier in life. When he saw the words "we're good people looking for more good people to join us" in a newspaper ad, he knew he thought horseshoe pitching would be something fun to do. He joined a league, pitches year around, and hasn't missed a World

Tournament since!

Qualifying 11th in the Championship Class, John said that he wasn't a bit surprised when he lost his first game, 21-40 because on paper it didn't look like he was "supposed" to win. Third place finisher, Gerald Stangland, MN, hit John with a 66.7% game, which as it turned out, was the highest game recorded against him during the finals. He finished the tournament with ten wins and one loss and averaged 60.22%. "It just seemed they were all a little bit off when they pitched me," John said almost apologetically. One of his opponents made him feel a bit better by saying, "You may not be the best pitcher all the time, but you were the best today. Enjoy your title, Champ! You really did win!!"



G
GORDON
HORSESHOES

To purchase shoes

ORDER BY PHONE—TOLL FREE:
888-321-7200



accepted

OR

SEND YOUR CHECK or MONEY ORDER TO:
Gordon Horseshoes
c/o Queen City Forging Co.
233 Tennyson St., Cincinnati, Ohio 45226

OR

e-mail order to: gordon@qcforge.com
Our web site is at <http://www.qcforge.com>



Paul Stewart presents Achievement Award to Seneca "Red" Ferguson



Earl Winston presents plaque to Hall of Fame inductee, Jerry Schneider




Hall of Fame members attending banquet:

Standing l-r: Bob Champion, CO; Merlin Potts, KS; Vicki Winston, MO; Barry Chapelle, OR; Bonnie Seibold, IN; Earl Winston, MO, Jack Adams, CAN; Dave Loucks, CA
 Kneeling: Dale Lipovsky, MN; Ed Domey, MA; Jerry Schneider, CA; Walter Ray Williams Jr., FL; Mark Seibold, IN

*Dave Loucks presents
Stokes Award to
Steve Summerlin*



*Stuart Sipma, Bismarck
Horseshoe Assn., presents
Dave Loucks with \$500
check donation to the NHPF*



*Dick Hansen presents
Jerry LaBrosse, MN,
with plaque for Charter
with most Junior members*



NHPA Income & Expenditures for June/July, 2000

INCOME

Membership Dues	\$36,581
Newsline Subscriptions	4,336
Newsline Ads	1,151
Horseshoe Sanction Fees	900
2000 World Tournament Entry Fees	1,380
Misc Patch Sales and Income	272
Bank Checking & Money Market Interest	3,262
Total Income	47,882

EXPENDITURES

Newsline Printing and Mailing	8,577
Newsline Editor Allowance	578
Sanctioned League Office & Phone	110
Sanctioned League Director Allowance	432
World Tournament Cash and non cash Awards	6,539
World Tournament Administrative costs	21,462
World Tournament Bid & Entry Refunds	5,700
Hall of Fame Awards	409
Regional Director Allowances	312
Regional Directors Postage, Phone, Supplies	146
Equipment Purchases, Rental, Repair	1,445
NHPA Office Printing and Supplies	315
NHPA Postage	31
NHPA Officers Phone	403
NHPA Officers Travel	319
Secretary/Treasurer Allowance	2,887
President's Allowance	866
Vice President's Allowance	2,242
Publicity & Promotion	456
Professional Accounting Fees	3,500
Insurance	58
NatStats Administration	889
Misc. Fees, Bonds & Bank Charges	305
Internet Website	208
Special Events	141
Total Expenses	58,330

Stay Informed— Keep Subscription Current

Don't let your *Newsline* subscription lapse.
Check the expiration date on the mailing label.
If it is 10/01/00, this is your last issue and you should
mail a renewal now.

NHPA *Newsline* Subscription Renewal Form

Name _____

Address _____

City/State/Zip _____

Phone _____

Subscription price for one, two, three years is
\$12.00, \$22.00, \$30.00 for standard mailing in the U.S.

Add \$8.00/yr. for First Class.

Canada is \$20.00, \$38.00 or \$54.00

New Subscriber

Renewal Make checks payable and mail with form to:

NHPA Secretary/Treasurer

3085 76th Street, Franksville, WI 53126

If you have missed an issue,
limited copies of most back issues are available for \$3.00.


Send all back copy requests with payment to
Newsline Editor, 6233 Woodman Dr., Lake Oroville, CA 95966

BILL VANDERBURG HORSESHOE COMPANY

50 Avalon Place
Kitchener, Ontario, Canada
N2M 4N6

(905) 567-9717
(519) 575-9163

THE SHOES OF THE FUTURE



PRO-STAR: Designed for the flip, can be thrown up or down. Weight L-M-H, second to none.

CAN-AM: (CAST) A super shoe for the three-quarter turn, one and a-quarter and one and three-quarter turn. L-M-H

VIP: (CAST) Designed for the flip and the three-quarter turn. Has a good heavy lug. Thrown by the Canadian Women's Champ (1993) at 80.1%. Weight - M-H. (You'll love them). Thrown by the Junior World Champ 1996-82.3, 1997-78.5%

CONDOR: (CAST) Designed for the flip. Perfectly balanced. Thumb indentation. Can be thrown up or down. Lugs down. Weight 2.8 / 2.9 / 2.10 lbs. L-M-H (super in flight)

PRICE: \$43.00—Shipping & Taxes extra. 1 year guarantee / Order through your NHPA Representative

NHPF NEWS & CONTRIBUTION UPDATE by Dave Loucks

The NHPF directors in a meeting held during the Bismarck World Tournament approved the draft of an informational pamphlet about the Foundation, its activities and goals. This four-color pamphlet will be printed and mailed to all NHPA households within the next 60 days. It is hoped that the big majority of members who now do not know of the NHPF or do not understand its goals, will be enlightened sufficiently to become a supporter and/or contributor to the Foundation.

The 2003 World tournament was a year ago, awarded to the Jack Freeman Courts in Joelton, the future home of the NHPA Hall of Fame and horseshoe museum. Many of the delegates who made that decision voiced concern that the Joelton site should be absolute first class and able to provide all the amenities world tournament pitchers and RV'ers have come to expect with recent

excellent sites. A year ago, the NHPF and its directors who are responsible for improvements and building at the Joelton site, felt most of the goals could be met by 2003 if the membership continued to support fundraising in the upward curve we were seeing. Unfortunately, donations in the last year have slowed and it is now doubtful that all the needed additions at Joelton can be made. As such, the decision was made to allow other interested cities to bid for the 2003 World Tournament.

The Jack Freeman courts remain the best permanent horseshoe pitching facility in the country but they are not totally air-conditioned, could use additional parking and public facilities for a World Tournament and do not yet have a specific RV parking area with even modest hook-ups. World Tournaments have certainly been held at sites more spartan than Joelton and without the fine pitching facilities offered by the

Jack Freeman courts. But, members have become a bit spoiled by recent indoor air-condition sites with very close RV, motel and eating establishments. The NHPF needs a bigger purse to provide most of these amenities at Joelton and therefore will let the delegates reconsider.

Since our last report, 45 individual check contributions have been received and \$9,000 deposited. Many pitchers at the World Tournament bought 50/50 raffle tickets, attended the awards banquet or otherwise contributed in a manner we cannot document. To all them, we say, thank you. Please continue with your support and help to spread the good word about the NHPF. Contributions are still needed. Your tax-deductible donation can be sent to the NHPF, P.O.Box 159027, Nashville, TN 37215-9027.

Contributions received in July & August

Donating \$10-40

Anonymous, UT
Edmund Harrington, MA
Robert Voss, MO
Glenn Jamieson, CA
Wayne Henderson, MO
Diana Ratliff, MD
Frederick H.C., MD
West Virginia HPA
Fred Smith, MO
Art Moran, MN
Randy Joines, NC
John Wagner, PA
Bob Chenault, TX
Goldendale H.C., WI
Glenn King, OK
Horseshoe Traders, MN
Barry & Barb Chapelle, OR
Portland H.C., OR
Donating \$50-90
Don Dickerson, GA
Tom & Marilyn Webb, CA
Terry & Lorraine Sternberg, WI
John Perry, OR
David Spears, ID
Ron Kohn, MI
New Mexico HPA
Les & Lu Cave, MN
Lawrence Knueven, OH

Donating \$100-190

Larry & Marie Farris, IN
Ron Hopman, IL
Robert Hogan, LA
Paul & Pat Stewart, NC
Billie Sue Pennington, FL
Ward Lutz, MN
Joe Faron, MO
James Mortinger, KS
Dave & Cathie Loucks, CA

Donating \$200-300

Anonymous, WI
Connecticut HPA
Elmer Otnes, OR

Donating \$300-490

North Carolina HPA
W.T. 50/50 raffle

Donating \$500

Emerald HPA, OR
Bismarck Horseshoe Assn., ND

Bismarck Awards Banquet \$3,960

781 contributions plus court fees, banquet revenue and miscellaneous cash total \$105,599 in donations deposited through 8/15/00

How your state ranks in number and dollars contributed

- | | | |
|-----------------------------------|----------------------------------|--------------------------------|
| 1. Tennessee, 25 for \$18,215 | 17. Washington, 20 for \$1,575 | 33. South Dakota, 8 for \$227 |
| 2. California, 80 for \$9,264 | 18. Kentucky, 16 for \$1,400 | 34. Oklahoma, 6 for \$215 |
| 3. Georgia, 8 for \$5,510 | 19. Indiana, 12 for \$1,160 | 35. Wyoming, 3 for \$182 |
| 4. Massachusetts, 6 for \$3,990 | 20. Illinois, 30 for \$1,135 | 36. New Mexico, 2 for \$150 |
| 5. Oregon, 32 for \$3,596 | 21. Pennsylvania, 22 for \$1,114 | 37. Arkansas, 4 for \$135 |
| 6. Wisconsin, 41 for \$3,450 | 22. Nebraska, 14 for \$964 | 38. Alaska, 1 for \$120 |
| 7. North Carolina, 45 for \$3,344 | 23. Nevada, 6 for \$840 | 39. Alabama, 2 for \$120 |
| 8. Minnesota, 78 for \$3,256 | 24. New Jersey, 10 for \$715 | 40. Maryland, 5 for \$115 |
| 9. Missouri, 37 for \$3,125 | 25. North Dakota, 4 for \$705 | 41. New Hampshire, 2 for \$105 |
| 10. Colorado, 22 for \$2,496 | 26. Connecticut, 12 for \$480 | 42. Hawaii, 1 for \$100 |
| 11. Michigan, 46 for \$2,471 | 27. New York, 9 for \$372 | 43. Utah, 3 for \$100 |
| 12. Florida, 31 for \$2,143 | 28. South Carolina, 8 for \$335 | 44. Arizona, 3 for \$89 |
| 13. Ohio, 50 for \$1,981 | 29. West Virginia, 10 for \$295 | 45. Virginia, 4 for \$73 |
| 14. Texas, 15 for \$1,875 | 30. Louisiana, 4 for \$275 | 46. Vermont, 1 for \$25 |
| 15. Iowa, 16 for \$1,746 | 31. Montana, 3 for \$250 | 47. Delaware, 1 for \$7 |
| 16. Kansas, 18 for \$1,617 | 32. Idaho, 5 for \$235 | |

The 2000 World Tournament at Bismarck, ND was a big success for all the pitchers and the "live" NHPA Website.

Daily results were posted after each class finished their five games each day for the benefit of the viewers. Championship game results were posted after each game. These results will remain on the NHPA website for as long as we have a website. I apologize for the 15th game of the Mens Championship not being posted on the final day. We uploaded the file but it didn't FTP correctly and I failed to check the page to see if it all was there. We corrected the missing game as soon as we got home and saw that we had about 20 e-mails wanting to know where the 15th Game

was? Oops!!

Pictures of class groups, winners, champions and miscellaneous pictures were posted on the website for your viewing and will remain there all through the winter for your enjoyment. Check out the Publicity Page for even more pictures and news articles. Most of the class pictures were posted daily, however we had some unexpected camera problems and may have missed a few. Thanks to Ernie, Stan, and Al for loaning us their cameras so we could keep the pictures rolling. We are checking to see if any class pictures are missing from the photo albums and will correct them as time permits. This will also be done for the winners and champion albums. Plus we have more pic-

tures to add to some of the picture albums.

Thanks to Leigh Anhorn and BTI NET of Bismarck, for providing the website with two server access to the internet and two e-mail addresses at no cost to the NHPA.

We are getting some questions asking about when there will be something on the NHPA Website about the 2001 World Tournament in Hibbing MN. I have talked to the people in Hibbing, they tell me that they are working on a website with all the information about housing, camping, tourist info and more. We will put a link to the Hibbing page as soon as they have it ready. Looks like it will be a few weeks down the road.



★ **PITCHED BY CHAMPIONS** ★

**Price Per Pair
Up to 12 Pairs**

CLYDESDALES	\$40.00
N.T.	\$40.00
REGULAR	\$40.00
E-Z GRIP	\$45.00
CLYDESDALE DF	\$45.00

(Write for greater quantity prices.)

**ALL "DEADEYES" IN
VARIOUS WEIGHTS OF
LIGHT - MEDIUM - HEAVY**

*Clydesdale now available in
"Extra-Light" weight 2 lb. 5 oz. or less.*

UPS shipping included in new prices—Continental U.S. ONLY

**All "DEADEYES" are
now available in Med. Hard**

**E-Z Grips and N.T.s are now guaranteed for
2 years from date of original purchase.**

N.T.s now have better hooks and more weight to the front.

**All other new sanctioned "DEADEYES"
are guaranteed one year.**

Guarantee valid in Continental U.S. only.

Broken Shoe Replacement honored by manufacturer only.
Return both shoes in original box.


Contact Bill Courtwright (ONLY) for special prices on
rejects and returned shoes (NO GUARANTEE) and not for
sanctioned tournament use.

NO SHOES WILL BE SENT ON CONSIGNMENT
Missouri residents add State sales tax.

Deadeye Horseshoes c/o W. Courtwright
2250 North Lark Dr., Fenton, MO 63026
Ph: (636) 376-5222 or (636) 677-2200 (8-5)

**Order direct or from
an authorized NHPA distributor**

NHPA NATIONAL BUYER
Edward A. Domey
P.O. Box 298, Sutton, MA 01590
(508) 865-9477



Jerry Schneider

NEWEST NHPA HALL OF FAME MEMBER

He has been a member of the NHPA for 45 years. He served as 2nd Vice President of the NHPA in 1969-1970. He was a member of the Constitution and By-Laws Committee of the NHPA for several years. He is presently a member of the NHPA Hall of Fame Committee.

Jerry was chief spokesman for the City of South Gate, CA, presenting the bid and securing its location for the 1963-1970 World Tournaments. He was a considerable influence in securing the bid for the 1973 World Tournament in Eureka, CA.

Jerry placed 8th at Keene, NH in the 1968 World Tournament, averaging 80.1%. He has pitched in 283 World Tournament games with a 73.9 average. In 1968, he pitched a 91.6% game against Ronnie Simmons at Keene, NH. In 1969, at Erie, PA, he pitched a 92.3% game against Bob Dean. The highest game he ever pitched was a 92.3% (34 of 36) at Baldwin Park, CA.

He holds wins over former World Champions in World Tournament competitions, Ted Allen, Fernando

Isais, Paul Focht, Dan Kuchcinski, Harold Reno, Don Titcomb and Jim Knisley.

Jerry won the California State Championships on five occasions, 1963, 1966, 1968, 1972, and 1973. He has also won the State Senior Championship title eight times. In State Tournament play, he holds the distinction of posting two consecutive wins over Fernando Isais. First win to tie and the second win to win the Tournament. This feat has never before or after been duplicated. Another State crown he won besting Tommy Brownell in a playoff in Stockton, CA. Some of the great pitchers in California that he competed against were Fernando Isais, Don Titcomb, Ira Allen, Jim Weeks, John Walker, Ronnie Simmons, Jesse Gonzales, Tommy Brownell, Walter Ray Williams, Jr., and Don Gregson.

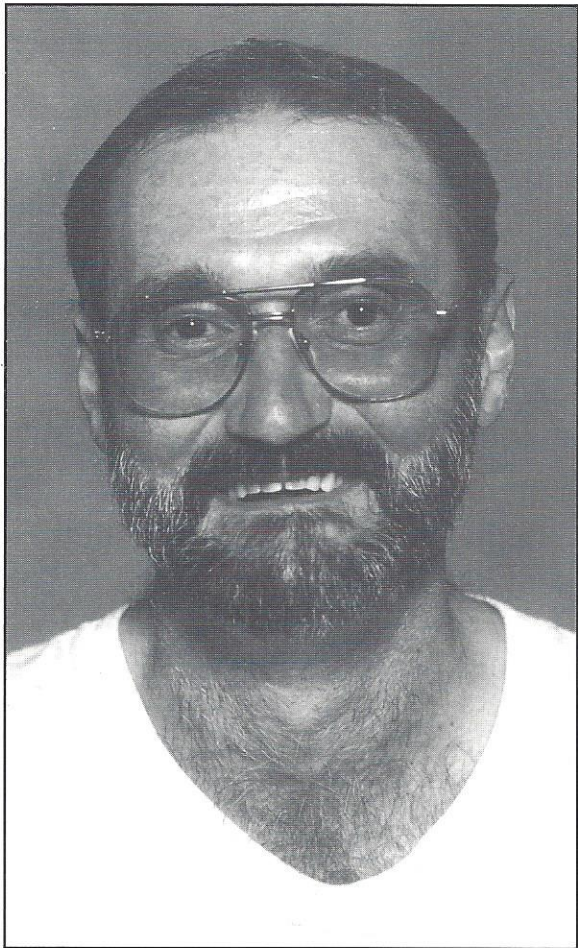
He is the holder of many California records, qualifying in 1968 with 90% with a point total of 280 points of a possible 300 points. This record has since been tied by W.R. Williams Jr., with 90%, but his point total was higher. In 1973, at the World

Tournament in Eureka, CA, he qualified 3rd highest, posting 542 points (600 points possible) with an average of 83%.

Jerry was President of the SCHPA twice, both terms of office were for two years a piece and served 10 years as the Secretary-Treasurer. He is the co-organizer of the Orange Horseshoe Club in 1973 and was given a lifetime membership into that club. He was voted into the SCHPA Hall of Fame in 1975. He was a co-chairman of five World Invitational Tournaments, held at the Los Angeles County Fair in Pomona, CA—this fair is the largest County Fair in the United States.

He was Technical Director for two television shows, "Petticoat Junction" and "The Doris Day Show." He also doubled for actor Don Stroud, doing the horseshoe pitching in a Dan Blocker feature film called "Something For A Lonely Man."

Jerry Schneider retired from the U.S. Post Office with 34 years of service. He and his lovely wife, Herma, celebrated 38 years of marriage last January. They still have two children living at home, Jeremy (16) and Mallory (14).



MENS DIVISION CHAMPIONSHIP CLASS

Brian Simmons

MENS DIVISION - CHAMPIONSHIP CLASS 2000 WORLD

1. Brian Simmons	CT	80.33	14	1	750	928	80.82
2. Alan Francis	OH	82.67	13	2	827	1018	81.24
3. Dale Lipovsky	MN	71.50	11	4	720	948	75.95
4. Walter Ray Williams Jr	FL	76.50	9	6	681	918	74.18
5. Jim Walters	OH	73.50	9	6	694	956	72.59
6. Tom Westbrook	SC	74.67	9	6	658	924	71.21
7. John Kapnis	MA	68.50	9	6	643	938	68.55
8. Kurt von Kleist	PA	68.17	8	7	598	872	68.58
9. Branson Miller	VA	75.33	7	8	630	892	70.63
10. Robert G Hayes	NY	68.17	7	8	628	908	69.16
11. Rich Pintor	CO	74.83	5	10	641	904	70.91
12. Colin Finnie	SK	68.83	5	10	547	842	64.96
13. Randy Rein	WI	69.17	5	10	554	864	64.12
14. Stan Leis	ON	66.17	4	11	562	844	66.59
15. Jerry Black	ND	68.33	4	11	517	794	65.11
16. Tom Gallina	ON	72.67	1	14	218	340	64.12

MENS DIVISION - CHAMPIONSHIP CLASS 2000 WORLD

1. Brian Simmons-CT

OPPONENT	SCORE	R	SP	%
1. Kurt von Kleis	40/16	45	56	80.4
2. Robert G Hayes	42/28	48	64	75.0
3. Jerry Black-ND	42/28	51	64	79.7
4. Stan Leis-ON	42/9	33	42	78.6
5. Colin Finnie-S	41/6	41	48	85.4
6. Randy Rein-WI	40/30	52	68	76.5
7. Dale Lipovsky-	42/27	63	78	80.8
8. John Kapnis-MA	40/14	53	64	82.8
9. Jim Walters-OH	40/12	40	46	87.0
10. Rich Pintor-CO	40/39	64	82	78.0
11. Tom Westbrook-	41/38	64	80	80.0
12. Tom Gallina-ON	41/0	38	50	76.0
13. Walter Ray Wil	42/3	36	40	90.0
14. Branson Miller	40/12	43	48	89.6
15. Alan Francis-O	39/42	79	98	80.6
W-14 L-1	612	750	928	80.8


2. Alan Francis-OH

OPPONENT	SCORE	R	SP	%
1. Stan Leis-ON	41/ 7	46	52	88.5
2. Kurt von Kleis	40/23	44	56	78.6
3. Robert G Hayes	41/24	51	66	77.3
4. Jerry Black-ND	40/19	57	68	83.8
5. John Kapnis-MA	33/41	80	104	76.9
6. Colin Finnie-S	38/40	51	72	70.8
7. Randy Rein-WI	42/4	26	28	92.9
8. Dale Lipovsky-	42/18	54	60	90.0
9. Tom Gallina-ON	40/0	44	54	81.5
10. Tom Westbrook-	41/23	50	64	78.1
11. Jim Walters-OH	42/21	65	78	83.3
12. Rich Pintor-CO	42/39	75	94	79.8
13. Branson Miller	41/10	40	46	87.0
14. Walter Ray Williams	43/34	64	78	82.1
15. Brian Simmons-	42/39	80	98	81.6
W-13 L-2	608	827	1018	81.2

OPPONENT	SCORE	R	SP	%	OPPONENT	SCORE	R	SP	%
3. Dale Lipovsky-MN					4. Walter Ray Williams Jr-FL				
1. Tom Gallina-ON	42/9	41	50	82.0	1. Robert G Hayes	40/27	50	62	80.6
2. Jim Walters-OH	30/42	58	78	74.4	2. Jerry Black-ND	40/21	32	48	66.7
3. Tom Westbrook-	40/26	62	76	81.6	3. Stan Leis-ON	43/22	49	60	81.7
4. Rich Pintor-CO	41/33	41	58	70.7	4. Kurt von Kleis	40/31	53	72	73.6
5. Branson Miller	40/26	41	54	75.9	5. Randy Rein-WI	40/24	53	68	77.9
6. Walter Ray Wil	40/26	59	72	81.9	6. Dale Lipovsky-	26/40	54	72	75.0
7. Brian Simmons-	27/42	60	78	76.9	7. John Kapnis-MA	28/41	44	66	66.7
8. Alan Francis-O	18/42	46	60	76.7	8. Colin Finnie-S	40/22	45	54	83.3
9. Stan Leis-ON	41/20	35	46	76.1	9. Tom Westbrook-	37/40	43	64	67.2
10. Robert G Hayes	39/43	72	92	78.3	10. Tom Gallina-ON	41/ 0	43	56	76.8
11. Kurt von Kleis	42/34	52	72	72.2	11. Rich Pintor-CO	41/21	60	74	81.1
12. Jerry Black-ND	43/30	44	64	68.8	12. Jim Walters-OH	20/41	34	54	63.0
13. John Kapnis-MA	40/28	40	54	74.1	13. Brian Simmons-	3/42	24	40	60.0
14. Colin Finnie-S	42/ 9	32	40	80.0	14. Alan Francis-O	34/43	61	78	78.2
15. Randy Rein-WI	40/29	37	54	68.5	15. Branson Miller	40/30	36	50	72.0
W-11 L-4	565	720	948	75.9	W-9 L-6	513	681	918	74.2
5. Jim Walters-OH					6. Tom Westbrook-SC				
1. Randy Rein-WI	41/32	52	70	74.3	1. Colin Finnie-S	25/40	40	60	66.7
2. Dale Lipovsky-	42/30	62	78	79.5	2. Randy Rein-WI	41/27	46	64	71.9
3. John Kapnis-MA	37/42	45	66	68.2	3. Dale Lipovsky-	26/40	58	76	76.3
4. Colin Finnie-S	41/34	46	68	67.6	4. John Kapnis-MA	15/40	31	50	62.0
5. Robert G Hayes	42/23	38	58	65.5	5. Kurt von Kleis	44/13	29	42	69.0
6. Jerry Black-ND	41/ 9	24	30	80.0	6. Robert G Hayes	41/27	56	70	80.0
7. Stan Leis-ON	41/36	51	66	77.3	7. Jerry Black-ND	40/37	45	70	64.3
8. Kurt von Kleis	33/41	41	60	68.3	8. Stan Leis-ON	40/31	48	66	72.7
9. Brian Simmons-	12/40	31	46	67.4	9. Walter Ray Wil	40/37	45	64	70.3
10. Branson Miller	38/41	66	96	68.8	10. Alan Francis-O	23/41	43	64	67.2
11. Alan Francis-O	21/42	58	78	74.4	11. Brian Simmons-	38/41	63	80	78.8
12. Walter Ray Wil	41/20	40	54	74.1	12. Branson Miller	18/45	34	52	65.4
13. Tom Westbrook-	39/41	59	82	72.0	13. Jim Walters-OH	41/39	59	82	72.0
14. Rich Pintor-CO	42/19	51	66	77.3	14. Tom Gallina-ON	42/ 0	29	38	76.3
15. Tom Gallina-ON	40/ 0	30	38	78.9	15. Rich Pintor-CO	42/18	32	46	69.6
W-9 L-6	551	694	956	72.6	W-9 L-6	516	658	924	71.2
7. John Kapnis-MA					8. Kurt von Kleist Jr-PA				
1. Rich Pintor-CO	9/40	26	44	59.1	1. Brian Simmons-	16/40	38	56	67.9
2. Tom Gallina-ON	41/37	44	66	66.7	2. Alan Francis-O	23/40	38	56	67.9
3. Jim Walters-OH	42/37	44	66	66.7	3. Branson Miller	41/27	46	64	71.9
4. Tom Westbrook-	40/15	38	50	76.0	4. Walter Ray Wil	31/40	51	72	70.8
5. Alan Francis-O	41/33	82	104	78.8	5. Tom Westbrook-	13/44	20	42	47.6
6. Branson Miller	28/42	46	72	63.9	6. Rich Pintor-CO	42/26	52	66	78.8
7. Walter Ray Wil	41/28	48	66	72.7	7. Tom Gallina-ON	40/ 0	30	38	78.9
8. Brian Simmons-	14/40	45	64	70.3	8. Jim Walters-OH	41/33	44	60	73.3
9. Jerry Black-ND	40/18	34	48	70.8	9. Randy Rein-WI	26/42	32	56	57.1
10. Kurt von Kleis	42/34	56	80	70.0	10. John Kapnis-MA	34/42	51	80	63.8
11. Stan Leis-ON	36/40	45	70	64.3	11. Dale Lipovsky-	34/42	49	72	68.1
12. Robert G Hayes	43/28	29	40	72.5	12. Colin Finnie-S	41/20	26	36	72.2
13. Dale Lipovsky-	28/40	35	54	64.8	13. Robert G Hayes	40/11	41	52	78.8
14. Randy Rein-WI	31/41	30	54	55.6	14. Jerry Black-ND	45/28	31	48	64.6
15. Colin Finnie-S	41/27	41	60	68.3	15. Stan Leis-ON	40/38	49	74	66.2
W-9 L- 6	517	643	938	68.6	W-8 L- 7	507	598	872	68.6


OPPONENT	SCORE	R	SP	%	OPPONENT	SCORE	R	SP	%
9. Branson Miller-VA					10. Robert G Hayes-NY				
1. Jerry Black-ND	40/30	57	70	81.4	1. Walter Ray Wil	27/40	45	62	72.6
2. Stan Leis-ON	43/31	38	54	70.4	2. Brian Simmons-	28/42	43	64	67.2
3. Kurt von Kleis	27/41	42	64	65.6	3. Alan Francis-O	24/41	44	66	66.7
4. Robert G Hayes	40/33	45	60	75.0	4. Branson Miller	33/40	43	60	71.7
5. Dale Lipovsky-	26/40	35	54	64.8	5. Jim Walters-OH	23/42	34	58	58.6
6. John Kapnis-MA	42/28	52	72	72.2	6. Tom Westbrook-	27/41	51	70	72.9
7. Colin Finnie-S	34/43	35	60	58.3	7. Rich Pintor-CO	40/39	43	64	67.2
8. Randy Rein-WI	26/42	42	64	65.6	8. Tom Gallina-ON	45/ 0	42	58	72.4
9. Rich Pintor-CO	34/40	44	64	68.8	9. Colin Finnie-S	40/35	50	72	69.4
10. Jim Walters-OH	41/38	70	96	72.9	10. Dale Lipovsky-	43/39	71	92	77.2
11. Tom Gallina-ON	44/ 0	31	38	81.6	11. Randy Rein-WI	43/38	43	60	71.7
12. Tom Westbrook-	45/18	43	52	82.7	12. John Kapnis-MA	28/43	24	40	60.0
13. Alan Francis-O	10/41	30	46	65.2	13. Kurt von Kleis	11/40	31	52	59.6
14. Brian Simmons-	12/40	34	48	70.8	14. Stan Leis-ON	42/32	42	62	67.7
15. Walter Ray Wil	30/40	32	50	64.0	15. Jerry Black-ND	40/ 4	22	28	78.6
W-7 L-8	494	630	892	70. 6	W-7 L-8	494	628	908	69.2
11. Rich Pintor-CO					12. Colin Finnie-SK				
1. John Kapnis-MA	40/9	37	44	84.1	1. Tom Westbrook-	40/25	46	60	76.7
2. Colin Finnie-S	34/41	35	56	62.5	2. Rich Pintor-CO	41/34	38	56	67.9
3. Randy Rein-WI	35/40	47	74	63.5	3. Tom Gallina-ON	42/23	51	68	75.0
4. Dale Lipovsky-	33/41	38	58	65.5	4. Jim Walters-OH	34/41	44	68	64.7
5. Stan Leis-ON	40/18	34	44	77.3	5. Brian Simmons-	6/41	30	48	62.5
6. Kurt von Kleis	26/42	47	66	71.2	6. Alan Francis-O	40/38	51	72	70.8
7. Robert G Hayes	39/40	43	64	67.2	7. Branson Miller	43/34	38	60	63.3
8. Jerry Black-ND	42/ 3	24	28	85.7	8. Walter Ray Wil	22/40	39	54	72.2
9. Branson Miller	40/34	46	64	71.9	9. Robert G Hayes	35/40	50	72	69.4
10. Brian Simmons-	39/40	63	82	76.8	10. Stan Leis-ON	17/41	20	40	50.0
11. Walter Ray Wil	21/41	54	74	73.0	11. Jerry Black-ND	19/45	33	52	63.5
12. Alan Francis-O	39/42	74	94	78.7	12. Kurt von Kleis	20/41	19	36	52.8
13. Tom Gallina-ON	42/0	30	44	68.2	13. Randy Rein-WI	39/42	31	56	55.4
14. Jim Walters-OH	19/42	45	66	68.2	14. Dale Lipovsky-	9/42	21	40	52.5
15. Tom Westbrook-	18/42	24	46	52.2	15. John Kapnis-MA	27/41	36	60	60.0
W-5 L10	507	641	904	70. 9	W-5 L-10	434	547	842	65.0
13. Randy Rein-WI					14. Stan Leis-ON				
1. Jim Walters-OH	32/41	48	70	68.6	1. Alan Francis-O	7/41	35	52	67.3
2. Tom Westbrook-	27/41	40	64	62.5	2. Branson Miller	31/43	33	54	61.1
3. Rich Pintor-CO	40/35	48	74	64.9	3. Walter Ray Wil	22/43	41	60	68.3
4. Tom Gallina-ON	39/41	32	52	61.5	4. Brian Simmons-	9/42	24	42	57.1
5. Walter Ray Wil	24/40	48	68	70.6	5. Rich Pintor-CO	18/40	28	44	63.6
6. Brian Simmons-	30/40	49	68	72.1	6. Tom Gallina-ON	42/21	33	46	71.7
7. Alan Francis-O	4/42	13	28	46.4	7. Jim Walters-OH	36/41	50	66	75.8
8. Branson Miller	42/26	48	64	75.0	8. Tom Westbrook-	31/40	44	66	66.7
9. Kurt von Kleis	42/26	38	56	67.9	9. Dale Lipovsky-	20/41	28	46	60.9
10. Jerry Black-ND	20/41	24	46	52.2	10. Colin Finnie-S	41/17	28	40	70.0
11. Robert G Hayes	38/43	41	60	68.3	11. John Kapnis-MA	40/36	47	70	67.1
12. Stan Leis-ON	30/40	28	50	56.0	12. Randy Rein-WI	40/30	32	50	64.0
13. Colin Finnie-S	42/39	32	56	57.1	13. Jerry Black-ND	39/42	52	72	72.2
14. John Kapnis-MA	41/31	32	54	59.3	14. Robert G Hayes	32/42	38	62	61.3
15. Dale Lipovsky-	29/40	33	54	61.1	15. Kurt von Kleis	38/40	49	74	66.2
W-5 L-10	480	554	864	64. 1	W-4 L-11	446	562	844	66.6

OPPONENT	SCORE	R	SP	%	OPPONENT	SCORE	R	SP	%
15. Jerry Black-ND					16. Tom Gallina-ON (Pacer)				
1. Branson Miller	30/40	53	70	75.7	1. Dale Lipovsky-	9/42	30	50	60.0
2. Walter Ray Wil	21/40	25	48	52.1	2. John Kapnis-MA	37/41	43	66	65.2
3. Brian Simmons-	28/42	46	64	71.9	3. Colin Finnie-S	23/42	46	68	67.6
4. Alan Francis-O	19/40	51	68	75.0	4. Randy Rein-WI	41/39	33	52	63.5
5. Tom Gallina-ON	43/35	43	58	74.1	5. Jerry Black-ND	35/43	40	58	69.0
6. Jim Walters-OH	9/41	14	30	46.7	6. Stan Leis-ON	21/42	26	46	56.5
7. Tom Westbrook-	37/40	45	70	64.3	7. Kurt von Kleis	0/40	0	0	0.0
8. Rich Pintor-CO	3/42	12	28	42.9	8. Robert G Hayes	0/45	0	0	0.0
9. John Kapnis-MA	18/40	27	48	56.3	9. Alan Francis-O	0/40	0	0	0.0
10. Randy Rein-WI	41/20	32	46	69.6	10. Walter Ray Wil	0/41	0	0	0.0
11. Colin Finnie-S	45/19	41	52	78.8	11. Branson Miller	0/44	0	0	0.0
12. Dale Lipovsky-	30/43	40	64	62.5	12. Brian Simmons-	0/41	0	0	0.0
13. Stan Leis-ON	42/39	52	72	72.2	13. Rich Pintor-CO	0/42	0	0	0.0
14. Kurt von Kleis	28/45	25	48	52.1	14. Tom Westbrook-	0/42	0	0	0.0
15. Robert G Hayes	4/40	11	28	39.3	15. Jim Walters-OH	0/40	0	0	0.0
W-4 L-11	398	517	794	65.1	W-1 L-14	166	218	340	64.1




MENS DIVISION A1 2000 WORLD

1. Alan Francis	OH	87.40	13.5	1.5	496	600	82.67
2. Brian Simmons	CT	79.04	12.5	2.5	482	600	80.33
3. Jim Walters	OH	74.91	12	3	441	600	73.50
4. Tom Westbrook	SC	70.88	11	4	448	600	74.67
5. Randy Rein	WI	74.16	10	5	415	600	69.17
6. Walter Ray Williams Jr	FL	81.93	9	6	459	600	76.50
7. Rich Pintor	CO	70.29	9	6	449	600	74.83
8. Robert G Hayes	NY	70.68	8.5	6.5	409	600	68.17
9. Kurt von Kleist Jr	PA	70.43	7.5	7.5	409	600	68.17
10. Dale Lipovsky	MN	81.75	6	9	429	600	71.50
11. Stan Leis	ON	71.12	6	9	397	600	66.17
12. John Kapnis	MA	74.31	4.5	10.5	411	600	68.50
13. Mark Seibold	IN	75.90	3.5	11.5	392	600	65.33
14. Doug Kienia	ME	74.84	3	12	359	600	59.83
15. John Walters	OH	72.27	2.5	12.5	395	600	65.83
16. Larry Knop	IL	71.02	1.5	13.5	369	600	61.50




MENS DIVISION A2 2000 WORLD

1. Branson Miller	VA	70.20	13	2	452	600	75.33
2. Tom Gallina	ON	69.35	12	3	436	600	72.67
3. Colin Finnie	SK	64.49	12	3	413	600	68.83
4. Steve Kuchcinski	PA	69.69	12	3	393	600	65.50
5. Tom Goff	OK	62.51	9	6	371	600	61.83
6. Jerry Black	ND	70.27	8	7	410	600	68.33
7. Foster Kenton Jr.	NV	67.88	8	7	382	600	63.67
8. N. A. Moore	NC	68.58	8	7	357	600	59.50
9. Russ Phillips	WA	63.85	8	7	350	600	58.33
10. Coke Bowker	TX	68.34	7	8	372	600	62.00
11. Randy Hankins	FL	66.04	5	10	341	600	56.83
12. Bill Dannhauer	NH	63.56	5	10	338	600	56.33
13. Park Barner	PA	64.25	4	11	304	600	50.67
14. Joseph Smith	IA	63.36	4	11	303	600	50.50
15. Glenn King	OK	64.71	3	12	317	600	52.83
16. Charles Killgore	MO	63.32	2	13	295	600	49.17




MENS DIVISION B1 2000 WORLD

1. Marvin Ellison	SK	61.06	14	1	357	600	59.50
2. Raymond Bedard	MA	60.79	12	3	359	600	59.83
3. Eric Sandquist	MN	61.33	11	4	371	600	61.83
4. Kenneth Schaver	IL	59.24	10.5	4.5	340	600	56.67
5. John Forti	NJ	60.52	10	5	369	600	61.50
6. Roger Polly	TX	56.99	9	6	345	600	57.50
7. Ron Craigmile	MN	59.87	9	6	315	600	52.50
8. John Passmore	MD	58.68	8	7	317	600	52.83
9. Andre Leclerc	PQ	62.39	7.5	7.5	314	600	52.33
10. Bernard Martell	WA	56.86	7	8	314	600	52.33
11. Barry Chapelle	OR	61.34	6	9	296	600	49.33
12. Bill Vanderburg	ON	58.77	5.5	9.5	320	600	53.33
13. Paul Stewart	NC	58.12	5	10	330	600	55.00
14. Jerry Holt	OK	56.55	3	12	234	600	39.00
15. Tim Bayerl	MN	58.38	2.5	12.5	261	600	43.50




MENS DIVISION B2 2000 WORLD

1. Dick Moen	MN	55.91	12.5	2.5	361	600	60.17
2. Ron Brockway	WI	55.41	12	3	342	600	57.00
3. Gary Opper	ID	55.88	11.5	3.5	369	600	61.50
4. Leo Laumbach	NM	55.08	11	4	336	600	56.00
5. Bob Outt	MO	53.81	10	5	318	600	53.00
6. David Wilson	NH	56.20	9	6	313	600	52.17
7. Gary Kollmann	ID	55.01	8	7	310	600	51.67
8. Tom Endler	WI	56.41	7	8	315	600	52.50
9. Bobby Holland	AL	55.51	7	8	301	600	50.17
10. Ray Volkers	MN	56.53	7	8	300	600	50.00
11. Bernard Carley	WI	53.52	6.5	8.5	279	600	46.50
12. Mike Fishnick	IA	54.56	6	9	298	600	49.67
13. Gordon Butts	BC	55.63	6	9	290	600	48.33
14. Dick Dvorak	MN	55.90	5.5	9.5	290	600	48.33




MENS DIVISION C1 2000 WORLD

1. Charles Laramie	MI	51.84	12.5	2.5	265	600	44.17
2. Lyle Olmstead	AB	52.47	11	4	288	600	48.00
3. Lloyd Johnson	WI	51.85	10.5	4.5	284	600	47.33
4. Fred Gross	IN	53.50	10	5	311	600	51.83
5. Jerry LaBrosse	MN	53.33	10	5	305	600	50.83
6. Don Branting	NE	52.02	9.5	5.5	297	600	49.50
7. Steve Wiegert	WI	53.10	8.5	6.5	286	600	47.67
8. Ed Cortez	CA	51.97	7.5	7.5	282	600	47.00
9. Jerry Anthony	OH	52.22	7	8	295	600	49.17
10. Floyd Maxwell	TN	52.03	6.5	8.5	294	600	49.00
11. Alan Larson	MN	53.37	6.5	8.5	267	600	44.50
12. Tom Costa Sr.	WI	53.08	6	9	274	600	45.67
13. Marvin Two Crow	TX	52.22	6	9	266	600	44.33
14. Thomas E Roush	NY	52.51	4.5	10.5	244	600	40.67
15. Harry Nelson	WI	52.36	3.5	11.5	244	600	40.67
16. Elmer Vogt	NE	52.33	0.5	14.5	240	600	40.00




MENS DIVISION C2 2000 WORLD

1. Doug McConnell	KS	50.82	13	2	339	600	56.50
2. Phil Plotke	WY	45.01	12	3	312	600	52.00
3. Rick Griego	CO	50.59	11	4	319	600	53.17
4. Daniel Martin	NM	51.29	11	4	300	600	50.00
5. Carson Powers	OH	49.76	10	5	293	600	48.83
6. Emery Brandt	NE	50.74	9	6	283	600	47.17
7. Joe Graber	IN	50.61	9	6	282	600	47.00
8. Warren Moore	PA	50.00	9	6	276	600	46.00
9. Jake David	MN	50.66	8	7	278	600	46.33
10. Richard A. Wilson	WY	50.15	7	8	248	600	41.33
11. Robert Long	MO	48.71	6	9	260	600	43.33
12. David Spears	ID	48.55	6	9	245	600	40.83
13. Phillip Ironstand	M	50.11	3	12	226	600	37.67
14. Laverne Wipf	SD	51.00	3	12	211	600	35.17
15. Norman Lebon	IL	48.79	2	13	217	600	36.17
16. Dave Schorbahn	W	49.08	1	14	75	200	37.50




MENS DIVISION D1 2000 WORLD

1. Donald Swegel	KS	48.50	13	2	306	600	51.00
2. Ken Heinritz	WI	46.69	11.5	3.5	297	600	49.50
3. Roy Buhler	UT	47.85	11	4	298	600	49.67
4. Chris Sebastian	PA	47.99	10.5	4.5	282	600	47.00
5. Jim Hill	OH	47.77	10.5	4.5	262	600	43.67
6. Mike Gibbons	MN	47.96	9	6	293	600	48.83
7. Forrest Cooper	KY	47.15	9	6	278	600	46.33
8. Milton Renville	SD	46.93	9	6	278	600	46.33
9. Roy Flatt	MO	47.10	9	6	265	600	44.17
10. John Setzer	MO	45.35	8	7	264	600	44.00
11. Michael Green	IL	47.42	5	10	201	600	33.50
12. Robert Power	IL	46.90	4	11	216	600	36.00
13. Archie Silcox	WA	47.20	4	11	197	600	32.83
14. Kenneth Jaeger Sr	WI	47.35	3.5	11.5	241	600	40.17
15. Chuck Schlecht	ND	48.25	3	12	217	600	36.17
16. Wayne Koletzky	WA	46.71	0	15	164	600	27.33




MENS DIVISION D2 2000 WORLD

1. Rick Poppe	WI	46.62	11.5	3.5	294	600	49.00
2. Sam Boone	CA	45.59	11	4	284	600	47.33
3. Jim Gregory	MO	45.69	11	4	239	600	39.83
4. Tony Gentry	CO	46.36	10.5	4.5	269	600	44.83
5. Stan Dodson	OH	46.10	10	5	228	600	38.00
6. Hiram Chaffin	IL	45.68	9	6	256	600	42.67
7. Archie Dulaney	MT	45.52	9	6	254	600	42.33
8. Kelly Petersen	NE	45.88	9	6	235	600	39.17
9. Gasper Romero	CO	45.22	9	6	218	600	36.33
10. Albert Dige	MT	46.56	8	7	241	600	40.17
11. Shane Greenside	BC	46.53	7	8	182	600	30.33
12. Lou Busch	BC	45.17	5	10	201	600	33.50
13. Bob Jewett	WA	46.65	5	10	199	600	33.17
14. William Raye	CA	46.59	4	11	138	400	34.50
15. Charlie Lytle	ME	45.17	1	14	119	600	19.83
16. Ray Yoder	PA	45.92	0	15	51	200	25.50



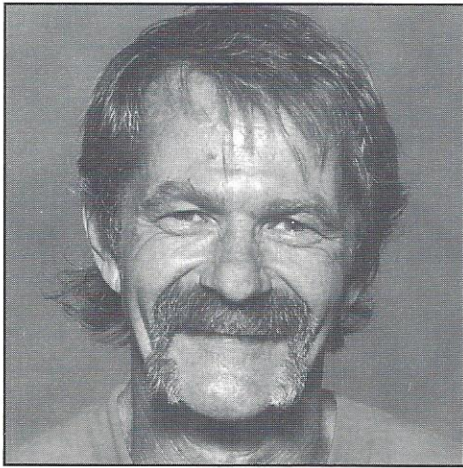
MENS DIVISION E1 2000 WORLD

1. Roger Schwebke	IL	44.73	12	3	266	600	44.33
2. Bob Snyder	CO	44.41	12	3	260	600	43.33
3. Ron Hopfauf	ND	44.63	10	5	252	600	42.00
4. Russell Wickline	OH	45.13	10	5	210	600	35.00
5. Stephen Mayer	NY	44.88	9.5	5.5	224	600	37.33
6. Sam Good	IN	44.90	9	6	251	600	41.83
7. Kerry Morris	WI	44.84	8.5	6.5	221	600	36.83
8. Jack Raymond	UT	44.29	8	7	232	600	38.67
9. Bob Gray	OH	44.83	8	7	225	600	37.50
10. Chuck Carter	IL	44.68	8	7	193	600	32.17
11. Jack Price	MT	45.07	7	8	237	600	39.50
12. Revis McKee	CA	45.05	7	8	223	600	37.17
13. Jim Postell	OR	44.05	5	10	198	600	33.00
14. Richard Hansen	WI	44.49	3	12	143	600	23.83
15. Ed Marcotte	MN	44.57	2	13	178	600	29.67
16. Lorne Elwood	SK	44.82	1	14	102	600	17.00



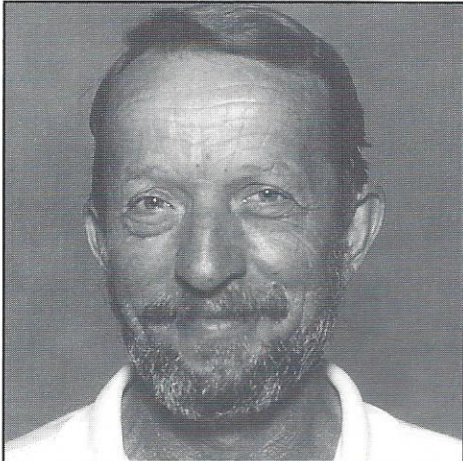
MENS DIVISION E2 2000 WORLD

1. Herschel Walters	IN	43.92	14	1	286	600	47.67
2. Stuart Sipma	ND	43.06	13.5	1.5	279	600	46.50
3. George Eckstrom	WI	43.54	11	4	237	600	39.50
4. Bob Bloss Jr.	MO	43.99	10	5	265	600	44.17
5. Dale Squires	SK	43.75	10	5	261	600	43.50
6. Wayne Huber	ON	40.53	9.5	5.5	243	600	40.50
7. Don Conklin	CO	44.00	8.5	6.5	228	600	38.00
8. James R Hoxie	NY	43.75	8	7	248	600	41.33
9. Ted Freeman	OH	43.80	7.5	7.5	238	600	39.67
10. Jeff Gustafson	WI	43.18	7	8	247	600	41.17
11. Fred Tragesser	IN	43.89	5	10	206	600	34.33
12. Dean Schmitz	MI	43.73	4	11	229	600	38.17
13. Mike Thomsen	NE	43.67	4	11	192	600	32.00
14. Darrell Beckwith	MT	43.23	4	11	177	600	29.50
15. Don Gore	NV	43.78	2	13	185	600	30.83
16. Floyd Hix Jr	VA	43.67	2	13	155	600	25.83




MENS DIVISION F1 2000 WORLD

1. Steve Norstedt	ND	42.14	13.5	1.5	302	600	50.33
2. Allen Keen	IN	42.21	11.5	3.5	276	600	46.00
3. Donald Rahe	MO	42.50	11	4	232	600	38.67
4. Robert Pluckebaum	IL	41.77	11	4	221	600	36.83
5. Joe Rossi Jr	CO	41.84	10	5	248	600	41.33
6. Bob Bender	OR	41.89	9.5	5.5	224	600	37.33
7. Ed Waugaman	OH	42.30	9	6	253	600	42.17
8. Bob Beaver	MO	41.89	9	6	214	600	35.67
9. Billy M Heaton	IN	42.27	8.5	6.5	197	600	32.83
10. Robert Yamnicky	CT	42.08	7	8	195	600	32.50
11. Merle Alswager	NE	42.76	6	9	199	600	33.17
12. Darell Halsey	KY	42.12	4	11	180	600	30.00
13. George Perkins	IN	34.70	4	11	178	600	29.67
14. Tom Routh	KS	42.57	3.5	1.5	158	600	26.33
15. Dale Maxson	PA	42.39	2.5	12.5	146	600	24.33




MENS DIVISION F2 2000 WORLD

1. Casey Sluys	CA	40.92	13	2	224	600	37.33
2. LeRoy 'Tip' Wipperfurth	WI	40.97	12	3	233	600	38.83
3. Owen Bloodgood	IL	41.17	12	3	227	600	37.83
4. Larry Wright	IN	40.84	9.5	5.5	244	600	40.67
5. Homer Page	PA	41.68	8	7	215	600	35.83
6. Stan Miller	OH	41.35	8	7	188	600	31.33
7. John Seevers	NE	41.04	7.5	7.5	191	600	31.83
8. Pat Wemhoff	NE	41.43	7.5	7.5	185	600	30.83
9. John Kozik Jr	NY	40.93	7	8	233	600	38.83
10. Andrew Foulds	MO	40.90	7	8	220	600	36.67
11. Ross Metts Jr	PA	37.87	7	8	203	600	33.83
12. Ronald Kohn	MI	40.84	6.5	8.5	218	600	36.33
13. Mike Kloster	MN	41.55	6	9	187	600	31.17
14. George Tanner	MI	41.39	5.5	9.5	145	600	24.17
15. John Decker	MI	41.31	3.5	11.5	161	600	26.83
16. Larry Westman	BC	40.96	0	15	156	600	26.00



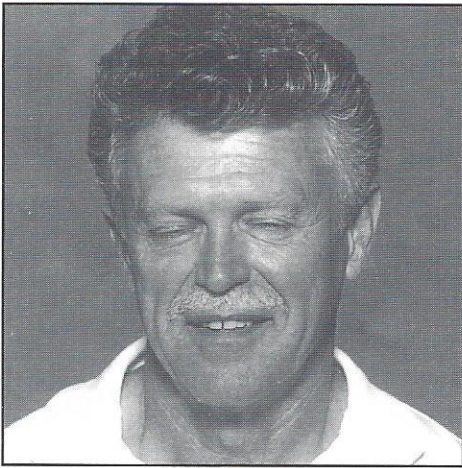
MENS DIVISION G1 2000 WORLD

1. Lee Watkins	IL	39.86	11	4	223	600	37.17
2. Bob Humphreys	AR	40.08	10	5	246	600	41.00
3. Bob Blumenhein	CO	40.00	10	5	194	600	32.33
4. Bob Knudtson	MN	40.40	9	6	246	600	41.00
5. Richard Switzer	NE	40.56	9	6	244	600	40.67
6. Ray Groskinsky	WI	40.00	9	6	222	600	37.00
7. Curt Binstock	ND	39.84	9	6	210	600	35.00
8. Stan Bonnes	CO	40.04	8	7	218	600	36.33
9. Willard Waddle	SD	39.93	8	7	210	600	35.00
10. Fred Barfield	NJ	40.47	7	8	229	600	38.17
11. Mel Pittman	CA	40.29	7	8	193	600	32.17
12. Arnie Mosness	MT	40.37	6	9	208	600	34.67
13. Charles Hastings	ON	40.25	6	9	177	600	29.50
14. Pete Pintor	CO	40.15	4	11	213	600	35.50
15. Daniel Stremick	AZ	40.33	4	11	183	600	30.50
16. Wayne Vanderhei	WI	40.49	3	12	184	600	30.67




MENS DIVISION G2 2000 WORLD

1. John Barney Sr	NV	39.23	14	1	239	600	39.83
2. James F Premer	FL	39.20	12	3	233	600	38.83
3. Robert Wood Sr	ME	39.53	11	4	202	600	33.67
4. Jim Shilling	IN	39.44	10	5	226	600	37.67
5. Gary Erickson	ND	39.29	9	6	208	600	34.67
6. Thomas Taylor	IN	39.61	8.5	6.5	217	600	36.17
7. Harvey Schake	NE	39.62	8	7	247	600	41.17
8. Julian Tijerina	WI	39.29	7.5	7.5	216	600	36.00
9. Brady Craven	MO	39.12	7.5	7.5	179	600	29.83
10. Daryl Brousseau	ND	39.64	7	8	215	600	35.83
11. Gene Kuiken	WA	39.76	7	8	188	600	31.33
12. Jim Link	WA	39.80	5.5	9.5	174	600	29.00
13. Edward Hack	WI	39.72	5.5	9.5	169	600	28.17
14. Jim Reed	NJ	39.44	4.5	10.5	184	600	30.67
15. Don Pederson	ND	39.70	2	13	164	600	27.33
16. Ron Kindrick	AL	39.52	1	14	129	600	21.50



MENS DIVISION H1 2000 WORLD

1. Dave Rose	OH	38.82	15	0	280	600	46.67
2. Vine Marks	SD	38.44	13	2	236	600	39.33
3. Dan Radschweit	KY	38.50	12	3	237	600	39.50
4. Dale Stephenson	IN	38.86	12	3	218	600	36.33
5. Jack DeOss	NE	38.59	10	5	217	600	36.17
6. Mike Worthington	OH	38.15	9	6	237	600	39.50
7. Gary Boots	MN	39.12	8	7	249	600	41.50
8. John E. Johnson	MT	38.27	8	7	200	600	33.33
9. Steve McIntire	IN	38.59	7	8	199	600	33.17
10. Terry Lucas	OH	38.67	6	9	190	600	31.67
11. John Vican	NE	38.81	6	9	176	600	29.33
12. Ralph Sharp	KY	38.43	4	11	211	600	35.17
13. Julian Romero	CO	38.76	4	11	194	600	32.33
14. Roger Doering	IL	36.05	3	12	187	600	31.17
15. Rick Wright	MN	38.88	3	12	152	600	25.33
16. David Imme	MN	38.19	0	15	53	600	8.83




MENS DIVISION H2 2000 WORLD

1. Larry Gallegos	NM	37.56	12	3	238	600	39.67
2. Larry Langewisch	MO	37.29	11	4	231	600	38.50
3. Bernard Cockroft	WI	37.60	11	4	208	600	34.67
4. Terry Sternberg	WI	38.00	10	5	244	600	40.67
5. Ron Welsh	NE	37.89	10	5	238	600	39.67
6. Larry Hoyt	ND	37.50	10	5	205	600	34.17
7. Waldo (Bud) Nelson	MN	37.55	10	5	173	600	28.83
8. Dennis Hopkins	IA	37.76	7.5	7.5	189	600	31.50
9. John Petraitis	CO	37.60	7	8	174	600	29.00
10. Harold Laws	WI	37.67	6	9	179	600	29.83
11. Rowen Swick	WI	37.40	6	9	153	600	25.50
12. Tom Pfeifer	NE	38.05	5.5	9.5	178	600	29.67
13. Lute Hall	OH	37.87	5	10	169	600	28.17
14. Robert C Anderson	WI	37.68	5	10	160	600	26.67
15. Dan Carter	DE	37.31	2	13	155	600	25.83
16. Peter Dudek	SK	37.60	2	13	115	600	19.17



MENS DIVISION I1 2000 WORLD

1. Brian Fisher	OH	36.44	12.5	3.5	273	640	42.66
2. Ralph Richardson	MO	36.56	11.5	4.5	239	640	37.34
3. Damion Johnson	ND	36.21	11	4	239	600	39.83
4. Steve Lowe	OH	37.10	10	5	229	600	38.17
5. Ken Kosky	WI	36.63	10	5	204	600	34.00
6. Carl Folsom	KS	37.06	9.5	5.5	195	600	32.50
7. Bill Ostrom	CO	37.09	8.5	6.5	191	600	31.83
8. Carl Mercer	CA	36.71	8	7	193	600	32.17
9. Roy Evans	MO	36.64	7	8	202	600	33.67
10. Doug Holbert	MT	36.58	6	9	176	600	29.33
11. Stanley Barney	MN	37.23	6	9	167	600	27.83
12. Bruce McLinn	WI	37.06	6	9	158	600	26.33
13. Myron Trangsrud	ND	36.31	5	10	182	600	30.33
14. Butch Kohnen	MN	37.14	5	10	182	600	30.33
15. Howard Kuehn	GA	36.27	5	10	164	600	27.33
16. Ron Kalaman	SK	36.38	0	15	88	600	14.67



MENS DIVISION I2 2000 WORLD

1. Steve Barry	NE	35.85	12.5	2.5	239	600	39.83
2. Roger Higgins	MI	35.94	12	3	213	600	35.50
3. Steve McGrath	CA	36.17	11	4	222	600	37.00
4. Harold Garner	IA	36.01	11	4	199	600	33.17
5. Gary Allmendinger	ND	35.73	10	5	209	600	34.83
6. Julius Hamilton	SC	36.19	9	6	216	600	36.00
7. Ed Binstock	ND	35.80	9	6	201	600	33.50
8. Mel Meidl	MT	35.76	7	8	176	600	29.33
9. Tim Haynes	AB	36.18	7	8	173	600	28.83
10. Alex Mazur	SK	36.01	7	8	156	600	26.00
11. David Ellis	KY	35.84	6.5	8.5	137	600	22.83
12. Harry Fillafer	MN	35.87	5.5	9.5	157	600	26.17
13. Stanley Kemper	KY	36.11	5	10	135	600	22.50
14. Terry Hlavac	IL	36.17	4	11	147	600	24.50
15. Robert Dunsmore	PA	35.88	3.5	1.5	172	600	28.67
16. Fred Armstrong	FL	36.21	0	15	50	320	15.63




MENS DIVISION J1 2000 WORLD

1. Robert Kingsolver Sr.	MO	35.07	13	4	210	680	30.88
2. Ray Tawney	GA	35.18	11	5	232	640	36.25
3. George Preis	WY	35.38	11	5	225	640	35.16
4. Mike Wood	IL	35.23	10.5	4.5	223	600	37.17
5. Dave Haugen	MN	34.85	10	5	219	600	36.50
6. Martin Soucy	NB	35.35	9	6	216	600	36.00
7. Lenard Pedersen	NE	35.44	8.5	6.5	184	600	30.67
8. Bob Manion	IL	35.37	8.5	6.5	175	600	29.17
9. Jerry Zastrow	MN	35.00	8	7	205	600	34.17
10. Charles Weichel	ND	34.95	7.5	7.5	211	600	35.17
11. Al Gushta	BC	35.03	7.5	7.5	182	600	30.33
12. John Mills	WI	35.25	6	9	167	600	27.83
13. Richard Conrad	WI	35.23	5	10	178	600	29.67
14. Leo Bratland	IL	35.64	4.5	10.5	140	600	23.33
15. John Strong	NE	35.58	2	13	121	600	20.17
16. Charles Russian	CA	35.72	0	15	124	600	20.67




MENS DIVISION J2 2000 WORLD

1. Kingston Lindsey	CA	34.37	11.5	3.5	199	600	33.17
2. Charles Knotts	NM	34.13	11	4	194	600	32.33
3. Walt Metts Sr.	PA	34.59	11	4	194	600	32.33
4. Robert Jackson	KS	34.33	10	5	195	600	32.50
5. William Nourse	IL	34.10	10	5	175	600	29.17
6. Donald Harmon	SD	34.23	9	6	174	600	29.00
7. Max Curtiss	MI	34.31	8.5	6.5	190	600	31.67
8. Sung-Su Lanz	ND	34.85	8.5	6.5	172	600	28.67
9. Henry J Grulkowski	NY	34.36	6.5	8.5	174	600	29.00
10. Walter Leis	ON	34.27	6.5	8.5	154	600	25.67
11. Allen Baptist	CO	34.50	6	9	126	600	21.00
12. Meb Born	AB	34.45	5.5	9.5	165	600	27.50
13. LaVerne Schroeder	IL	34.71	5.5	9.5	157	600	26.17
14. Leon Erickson	MN	34.83	5	10	136	600	22.67
15. Tom McPherson	PA	34.74	3.5	11.5	149	600	24.83
16. Bill Hanson	NE	34.17	2	13	109	600	18.17




MENS DIVISION K1 2000 WORLD

1. Barrie Campbell	ND	33.47	13	2	207	600	34.50
2. LaMoyne Helgeson	SD	34.05	12	3	208	600	34.67
3. Bynum Hicks	AR	33.62	11	4	196	600	32.67
4. Larry Collette	KS	33.91	9.5	5.5	188	600	31.33
5. William E. Brown	MO	33.70	9	6	199	600	33.17
6. Bill Faler	CA	33.61	9	6	191	600	31.83
7. John Wagner	PA	33.46	8.5	6.5	168	600	28.00
8. Danny Markley	MI	33.67	7.5	7.5	161	600	26.83
9. Duane McGrath	CA	33.95	7.5	7.5	136	600	22.67
10. Kevin Smith	MI	33.85	6	9	146	600	24.33
11. Ray Kallis	MT	34.00	6	9	131	600	21.83
12. Carlton Rittweger	IL	33.61	5.5	9.5	156	600	26.00
13. Larry Ingraham	MI	33.89	5	10	179	600	29.83
14. Wally Ellen	IL	33.75	4.5	10.5	156	600	26.00
15. Pat Bacus	WY	33.62	3.5	11.5	117	600	19.50
16. Pat Moore	CA	33.58	2.5	12.5	124	600	20.67




MENS DIVISION K2 2000 WORLD

1. Mike Jahner	MT	32.92	13	2	210	600	35.00
2. Dale Ljunggren	MN	33.23	11	4	177	600	29.50
3. Del Karsjens	MN	33.04	10.5	4.5	215	600	35.83
4. Bill Robertson	MN	33.31	10.5	4.5	176	600	29.33
5. Russell Burns	WI	33.20	8.5	6.5	220	600	36.67
6. Ken Davison	WI	32.94	8	7	193	600	32.17
7. Gary Hultin	ND	33.14	8	7	193	600	32.17
8. Ron Thompson	KS	33.03	8	7	164	600	27.33
9. Patrick R Kanaly	SD	33.05	7.5	7.5	165	600	27.50
10. Ray Mallo	WI	33.00	7	8	202	600	33.67
11. Oliver Watkins	BC	32.96	7	8	182	600	30.33
12. Howard Lane	MO	32.95	6	9	145	600	24.17
13. Gordon Obenour	OH	33.03	5	10	152	600	25.33
14. Seneca 'Red' Ferguson	IL	33.06	4.5	10.5	177	600	29.50
15. Doug Kinney	KY	33.03	4.5	10.5	159	600	26.50
16. Larry Scheuffele	OR	33.39	1	14	137	600	22.83




MENS DIVISION L1 2000 WORLD

1. Clyde Rains	IA	32.17	14	1	207	600	34.50
2. Jim Ganther Jr.	WI	32.29	13	2	221	600	36.83
3. Ed Lee	MD	32.67	12	3	200	600	33.33
4. Vic Magnus	WA	32.36	10.5	4.5	184	600	30.67
5. Ed Osterkamp	SD	32.32	8	7	144	600	24.00
6. Bob Cutright Sr.	MO	32.44	7.5	7.5	180	600	30.00
7. Phil Townsend	MT	32.66	7	8	177	600	29.50
8. Don Tiegs	MN	31.81	7	8	175	600	29.17
9. Ward Lutz	MN	32.85	6.5	8.5	153	600	25.50
10. Boyd Hageman	NE	32.50	6	9	152	600	25.33
11. Ed Wheeler	WI	32.53	6	9	150	600	25.00
12. John Wemhoff	NE	32.46	6	9	150	600	25.00
13. Joe Mertens	NE	32.36	5.5	9.5	125	600	20.83
14. Ron Berg	WI	32.46	5	10	141	600	23.50
15. Robert Washburn	KS	32.50	4	11	157	600	26.17
16. Doug Sattler	CA	32.12	2	13	90	600	15.00




MENS DIVISION L2 2000 WORLD

1. Terry Hiatt	NE	31.73	13	2	268	600	44.67
2. Alan Mercer	ON	29.67	12	3	192	600	32.00
3. Cori Wemhoff	NE	31.02	11	4	251	600	41.83
4. Jerald Hagen	ND	31.12	10	5	182	600	30.33
5. Doug Gronneberg	ND	30.95	10	5	178	600	29.67
6. Ernie Flageolle	CO	31.59	10	5	167	600	27.83
7. Leroy Dominique	MO	31.08	9	6	172	600	28.67
8. Jim Clausen	TX	31.00	7	8	160	600	26.67
9. Dave Martin	NE	31.71	7	8	159	600	26.50
10. Bob Thomsen	NE	31.35	6	9	152	600	25.33
11. Kurt Whaley	SD	30.94	6	9	140	600	23.33
12. Marvin Hackett	ND	31.35	5	10	143	600	23.83
13. Richard Johnson	TX	29.15	4.5	10.5	147	600	24.50
14. Ron Molitor	WI	31.00	4.5	10.5	146	600	24.33
15. Al Holland	OR	31.36	4	11	136	600	22.67
16. Al Nicholson	MN	31.05	1	14	62	200	31.00



MENS DIVISION M1 2000 WORLD

1. Steve Frost	ME	30.74	13	2	184	600	30.67
2. Ross Metts Sr.	MD	30.87	12	3	193	600	32.17
3. Richard Timmer	IL	29.79	9.5	5.5	169	600	28.17
4. Roy Siddens	IL	29.71	9	6	143	600	23.83
5. Richard Stormont	AZ	30.42	8	7	190	600	31.67
6. Chuck Bishop	KS	29.85	8	7	164	600	27.33
7. Jim Farrey	CT	30.86	8	7	164	600	27.33
8. Steve Boswell	MO	30.66	7.5	7.5	138	600	23.00
9. Craig Simon	SD	30.39	7	8	182	600	30.33
10. Gordon 'Doc' Carpenter	ME	30.32	7	8	167	600	27.83
11. David Sparks	WA	30.83	7	8	137	600	22.83
12. Doyle Johnson	GA	30.69	6.5	8.5	141	600	23.50
13. Earl Waggy	VA	29.98	6	9	150	600	25.00
14. Mike Deer	OK	30.34	4	11	171	600	28.50
15. Jesse Irvin	IL	30.00	4	11	119	600	19.83
16. Charles Pendleton	FL	30.07	3.5	11.5	124	600	20.67




MENS DIVISION M2 2000 WORLD

1. Dan Sanders	OH	28.93	13	2	250	600	41.67
2. Ken Howe	MN	29.03	12	3	198	600	33.00
3. Larry Jorgenson	ND	29.36	11.5	3.5	176	600	29.33
4. Al Bettermann	MN	29.48	10	5	182	600	30.33
5. Howard Reed	KS	29.15	10	5	178	600	29.67
6. John Alonge	AZ	29.16	10	5	163	600	27.17
7. Ted King	MS	29.33	9	6	182	600	30.33
8. Boyd Morrow, Jr	MI	29.06	9	6	179	600	29.83
9. John Loyd	MO	28.75	8.5	6.5	152	600	25.33
10. Randy Walsh	SD	29.37	6.5	8.5	130	600	21.67
11. Mike McLain	IN	28.62	6.5	8.5	120	600	20.00
12. Harold Hoff	ND	28.90	5	10	97	600	16.17
13. Stanley Banner	NY	28.72	4.5	10.5	130	600	21.67
14. Pete Couture	ON	29.00	3	12	85	600	14.17
15. Gerald L. Nelson	MN	29.57	1.5	13.5	122	600	20.33
16. John Press	IL	28.93	0	15	96	600	16.00




MENS DIVISION N1 2000 WORLD

1. Alan Jones	IL	28.00	13	2	198	600	33.00
2. Brian Hoppe	MN	28.00	12.5	2.5	164	600	27.33
3. Ruben Martinez	SD	28.23	12	3	210	600	35.00
4. Tom Courtney	MA	27.83	10.5	4.5	140	600	23.33
5. Larry Stockert	ND	28.11	10	5	194	600	32.33
6. Ron Pelzer	NE	28.11	10	5	180	600	30.00
7. Donald Fleissner	KY	28.29	8	7	157	600	26.17
8. Thomas Carter	GA	28.29	7	8	106	600	17.67
9. Ivan Ruzic	WI	28.18	6	9	154	600	25.67
10. Clyde Cade	OH	28.13	6	9	153	600	25.50
11. Jim Rebrovich	MN	27.89	6	9	134	600	22.33
12. Lewis Kent	MO	28.45	6	9	133	600	22.17
13. George Herrmann	IL	28.34	6	9	113	600	18.83
14. Don Annett	CA	28.09	3	12	96	600	16.00
15. Fred Ormiston	BC	28.62	2.5	12.5	131	600	21.83
16. James 'Gig' Kimmett	OH	28.60	1.5	13.5	99	600	16.50




MENS DIVISION N2 2000 WORLD

1. Adrian Richard	MT	27.65	9.5	3.5	136	520	26.15
2. Ron Lee	KS	27.32	9	4	162	520	31.15
3. Bob Schlieve	MT	26.00	9	4	158	520	30.38
4. Richard DeWall	ND	26.76	9	4	155	520	29.81
5. Gaston Dallaire	ON	27.34	8	5	159	520	30.58
6. Bill Kiser	GA	26.75	8	5	137	520	26.35
7. Dick Henkel	WI	27.27	7	6	132	520	25.38
8. Rodney Keller	PA	27.41	6.5	6.5	132	520	25.38
9. Gary Fuller	WA	27.44	5	8	124	520	23.85
10. Jerry Kaczmarczyk	MI	27.56	5	8	115	520	22.12
11. DeWayne Hazen	WI	27.12	5	8	82	520	15.77
12. Earl Simler	IL	27.01	4	9	94	520	18.08
13. Aime Etienne	ON	27.32	4	9	86	520	16.54
14. Buddy Ayer	GA	27.07	2	11	65	520	12.50




MENS DIVISION O1 2000 WORLD

1. Gregory Franchuk	KS	25.80	13	2	192	600	32.00
2. Joe Judy	OH	25.94	12	3	176	600	29.33
3. Sam Mitzel	ND	26.47	11	4	174	600	29.00
4. Berditte Finton	SD	26.70	11	4	160	600	26.67
5. Gary W. Donarski	MN	26.62	10	5	188	600	31.33
6. Gary Swenson	ND	26.33	10	5	150	600	25.00
7. Harold Skip Bowden	MO	26.66	9	6	146	600	24.33
8. Michael Reece	MI	25.51	9	6	146	600	24.33
9. Karl Hix	VA	26.13	7	8	167	600	27.83
10. Joe Zoromskis	WI	26.47	6	9	117	600	19.50
11. Marvey Washburn	KS	26.14	5	10	150	600	25.00
12. John DeVault	IL	25.64	5	10	114	600	19.00
13. Eugene Felchle	ND	26.66	4	11	103	600	17.17
14. Tom Heath	IL	25.68	4	11	101	600	16.83
15. Frank MacArthur	MO	25.84	3	12	79	400	19.75
16. Larry Holmes	NE	26.50	1	14	97	600	16.17




MENS DIVISION O2 2000 WORLD

1. Jim Eldred	PA	25.46	13	2	169	600	28.17
2. Rich Contreras	IL	25.15	11.5	3.5	158	600	26.33
3. Tom Moszer	ND	25.05	9	6	152	600	25.33
4. Larry Munhofen	NE	25.46	8	7	153	600	25.50
5. Harold Kennedy	NE	24.47	8	7	151	600	25.17
6. Dean Fortune	IA	24.63	8	7	150	600	25.00
7. Charles "Fred" Beeson	NE	25.41	8	7	130	600	21.67
8. Dave Kilbourn	AB	25.16	8	7	130	600	21.67
9. Tom Keppel	MN	24.88	7.5	7.5	147	600	24.50
10. Sid Dubs	NE	25.07	7.5	7.5	146	600	24.33
11. Wayne Franzen	WI	24.51	7	8	128	600	21.33
12. Bill Gunderson	MT	25.07	6.5	8.5	131	600	21.83
13. Al Pence	OH	25.20	5	10	147	600	24.50
14. Tom Steinke	WI	24.65	5	10	144	600	24.00
15. Alan Knippen	SD	25.42	5	10	98	600	16.33
16. William E. Weaver	IA	24.66	3	12	115	600	19.17




MENS DIVISION P1 2000 WORLD

1. Bill Cole	GA	23.48	11.5	3.5	145	600	24.17
2. Inge Byrkjeland	NOR	23.31	11	4	130	600	21.67
3. Jerome Gothman	MN	23.30	10	5	151	600	25.17
4. John R Swan	FL	23.69	10	5	101	600	16.83
5. William J Trader	ND	24.42	9.5	5.5	150	600	25.00
6. Lee McCumsey	IL	23.26	9	6	161	600	26.83
7. Lee Doolittle	ND	23.06	9	6	147	600	24.50
8. Robert Wegman	IL	24.06	9	6	130	600	21.67
9. Jim Quist	WA	23.57	9	6	119	600	19.83
10. Frank Miskanack	BC	23.27	8	7	112	600	18.67
11. Roger Scowden	OH	24.08	6.5	8.5	107	600	17.83
12. Harless Kampe	MO	24.04	5	10	119	600	19.83
13. Clem Eckstein	OH	23.26	5	10	93	600	15.50
14. Jerry Kamps	WI	23.75	4.5	10.5	97	600	16.17
15. Mitchel Potter	OK	24.34	2	13	103	600	17.17
16. Marv Timm	MN	23.11	1	14	93	600	15.50




MENS DIVISION P2 2000 WORLD

1. Homer Cain	OK	23.05	15	0	174	600	29.00
2. Kent Heinle	ND	22.68	12	3	147	600	24.50
3. H. Allison McElroy	ON	22.62	11	4	135	600	22.50
4. Kent Christenson	CO	22.50	10	5	122	600	20.33
5. Dean Baxter	WI	23.05	9.5	5.5	116	600	19.33
6. Lew Carpenter	SD	22.98	9.5	5.5	114	600	19.00
7. Clement Michaud	IL	22.66	9	6	102	600	17.00
8. Ernie Rakstad	IL	22.63	7	8	111	600	18.50
9. Jack Woodman	CO	22.89	7	8	90	600	15.00
10. Ben LaCoursiere	MN	22.72	6	9	116	600	19.33
11. Dennis Snyder	MT	22.07	5.5	9.5	104	600	17.33
12. Chuck Metler	ON	22.37	5.5	9.5	102	600	17.00
13. Arlen Lee	SD	21.91	5	10	108	600	18.00
14. Cliff Blevins	MO	22.94	5	10	92	600	15.33
15. Ronald Mead	MN	21.95	3	12	83	600	13.83
16. Vern Jamison	NE	22.89	0	15	14	200	7.00







MENS DIVISION Q1 2000 WORLD

1. Alfred Kaisershot	IL	21.35	12	3	102	600	17.00
2. Randy Juell	MT	20.66	11	4	158	600	26.33
3. Robert Hopkins	NE	21.85	11	4	119	600	19.83
4. Kermit Greer	MD	21.17	10	5	147	600	24.50
5. Harvey Steen	ND	21.23	10	5	122	600	20.33
6. Alex Freidenberger	KS	20.80	10	5	119	600	19.83
7. Charles White	MA	21.29	8	7	138	600	23.00
8. Joel Moreland	CO	21.72	8	7	124	600	20.67
9. David R Garen	FL	21.44	7	8	107	600	17.83
10. Larry Fouche	IN	21.73	6	9	105	600	17.50
11. Ron Erickson	MN	20.76	6	9	91	600	15.17
12. Ernest Ellermann Jr.	MO	21.11	5	10	127	600	21.17
13. Lee Brinkman	CA	21.65	5	10	111	600	18.50
14. Bob Jolley	FL	21.65	5	10	88	600	14.67
15. David Mosser	ND	20.82	4	11	99	600	16.50
16. Bill Garner	MO	20.62	2	13	94	600	15.67



MENS DIVISION Q2 2000 WORLD

1. Glen Berglund	MN	20.09	12.5	2.5	153	600	25.50
2. Billy Metts	MD	20.25	12	3	150	600	25.00
3. Pat Bieber	ND	20.45	12	3	130	600	21.67
4. Ron Schoon	SD	19.52	11	4	123	600	20.50
5. Vernon Rosenbery	IL	19.54	10.5	4.5	90	600	15.00
6. Robert Jodrey	OH	19.84	10	5	108	600	18.00
7. Dirk Bauer	ND	20.30	10	5	106	600	17.67
8. Tom Baudendistel	OH	20.00	9.5	5.5	115	600	19.17
9. Jerry Marshik	MN	20.00	7.5	7.5	104	600	17.33
10. Clarence Nelson Jr.	ND	20.05	7	8	123	600	20.50
11. Henry Reid	ID	20.60	7	8	68	600	11.33
12. Ted Lovejoy	OH	20.02	4	11	54	600	9.00
13. Charles Parker	IN	19.95	4	11	46	600	7.67
14. Kazuo Tanimura	JPN	20.00	2	13	23	600	3.83
15. Dennis Rusho	NE	20.24	1	14	47	400	11.75
16. Roland Von Thun	IA	19.58	0	15	26	200	13.00



MENS DIVISION R1 2000 WORLD

1. Gary Wilson	NV	18.31	16	0	148	640	23.13
2. James Hagerott	ND	18.73	12	4	157	640	24.53
3. James Morris	IN	19.26	11	5	119	640	18.59
4. Sonny Boyer	MT	17.88	10	6	124	640	19.38
5. Dan David	WI	18.94	10	6	124	640	19.38
6. Gil Ziegler	ND	18.26	9.5	6.5	99	640	15.47
7. Elden Vannoy Jr	VA	18.47	9.5	6.5	98	640	15.31
8. Ken Wood	WI	19.03	9	7	89	640	13.91
9. Raymond Carpenter	KS	18.18	8.5	7.5	110	640	17.19
10. Tom Jones	MN	18.66	8	8	129	640	20.16
11. David Wolfe	IN	18.82	8	8	120	640	18.75
12. Marvin Sandell	SD	17.76	7.5	8.5	109	640	17.03
13. Tom Cutts	WI	18.52	5.5	10.5	80	640	12.50
14. Roy Franke	IL	17.83	5.5	10.5	70	640	10.94
15. Mark Stevens	AL	19.25	3	13	76	640	11.88
16. John Brotherton	CA	18.08	2	14	64	640	10.00
17. Harvey Wobbe	MO	19.36	1	15	18	200	9.00

MENS DIVISION R2 2000 WORLD


1. Rodney Johns	NE	16.57	14	3	157	680	23.09
2. Guy Rider	PA	16.88	13	4	96	680	14.12
3. Richard Thompson	GA	15.96	12	4	123	640	19.22
4. Melvin Jeardoe	KS	17.45	11	5	138	640	21.56
5. Lyle Anderson	ND	17.44	10.5	5.5	119	640	18.59
6. Dave Lawson	ND	17.57	10	6	135	640	21.09
7. John Hill	CO	16.50	10	6	133	640	20.78
8. Jim Weimer	MT	16.66	9	7	100	640	15.63
9. Oscar Dokken	SD	17.33	8.5	7.5	92	640	14.38
10. Bill Peck	NE	17.39	8	8	108	640	16.88
11. Barry Cullinan	NE	17.36	7	9	112	640	17.50
12. John Bedard	MN	17.10	7	9	104	640	16.25
13. Henry Pater	SD	15.82	4	12	72	640	11.25
14. Herman Bargfeld	MT	17.21	4	12	68	640	10.63
15. Rick Elich	CO	16.42	3	13	92	640	14.38
16. Leonard Roskam	SD	15.81	3	13	85	640	13.28
17. Lud Hanczar	PA	15.90	3	13	47	640	7.34

MENS DIVISION S1 2000 WORLD

1. Bill Belt	MO	12.32	13.5	1.5	138	600	23.00
2. Paul Defayette	CA	14.12	13	2	110	600	18.33
3. Gerry Cuthbert	BC	15.58	12	3	106	600	17.67
4. Tim Bergquist	ND	14.00	10.5	4.5	107	600	17.83
5. William Hathhorn	MO	13.96	9	6	80	600	13.33
6. Craig Anderson	MN	15.77	9	6	73	600	12.17
7. Jerry Dugan	KS	13.71	8	7	87	600	14.50
8. Larry Henderson	ND	15.50	7	8	76	600	12.67
9. Ron Sprouse	OH	11.51	7	8	50	600	8.33
10. Randy Jorgenson	ND	12.42	6	9	75	600	12.50
11. Keith Burger	IN	14.78	6	9	65	600	10.83
12. John Trollope	KS	13.15	4.5	10.5	54	600	9.00
13. David Cowan Sr	VA	13.95	4	11	85	600	14.17
14. Jody Thompson	KS	15.35	4	11	79	600	13.17
15. Don Born	OH	15.40	3.5	11.5	87	600	14.50
16. Jon 'Russ' Husted	ND	11.87	3	12	40	600	6.67

MENS DIVISION S2 2000 WORLD

1. Raymond Rains	IA	11.18	12.5	2.5	107	600	17.83
2. Mike Lund	ND	9.33	12	3	109	600	18.17
3. Don Smith	IA	10.00	12	3	96	600	16.00
4. Eric Braden	ND	10.00	12	3	77	600	12.83
5. Leo Wanner	CA	9.34	12	3	67	600	11.17
6. Tim Keppel	MN	9.36	11	4	68	600	11.33
7. Jim Lister	ND	7.18	8	7	45	600	7.50
8. John Lyle	CO	10.15	7.5	7.5	57	600	9.50
9. Shanon Angel	NE	11.07	7	8	47	600	7.83
10. Vernon Hanson	ND	7.25	7	8	36	600	6.00
11. Junichi Murakami	JPN	10.00	6.5	8.5	41	600	6.83
12. Kenzi Imai	JPN	6.00	5	10	37	600	6.17
13. Masanobu Yoshida	JPN	10.00	4.5	10.5	44	600	7.33
14. Tadashi Uotani	JPN	8.00	2	13	16	600	2.67
15. Hide Nagayoshi	JPN	11.00	1	14	9	600	1.50
16. Mac McLeod	MO	3.25	0	15	11	600	1.83



SENIOR MENS DIVISION CHAMPIONSHIP CLASS

John Knapp, Sr.


SENIOR MENS DIVISION - CHAMPIONSHIP CLASS 2000 WORLD

1. John Knapp Sr.	OH	56.83	10	1	336	558	60.22
2. John Bogardus	NY	64.83	8	3	316	552	57.25
3. Gerald Stangland	MN	61.17	7	4	380	624	60.90
4. Elwyn Cooper	MO	59.22	6	5	372	638	58.31
5. Wayne Totten	MN	56.17	6	5	312	542	57.56
6. Bob Lautenschleger	OH	61.17	6	5	340	592	57.43
7. John Brown	OH	60.83	5	6	355	576	61.63
8. Art Sperber	WA	61.33	4	7	412	656	62.80
9. Howard Weitzel	SK	68.00	4	7	381	630	60.48
10. Clair Bruce	PA	58.33	4	7	307	562	54.63
11. Robert Garber Jr.	OH	60.50	4	7	287	546	52.56
12. John Mathys	PA	65.67	2	9	319	564	56.56

SENIOR MENS DIVISION - CHAMPIONSHIP CLASS 2000 WORLD

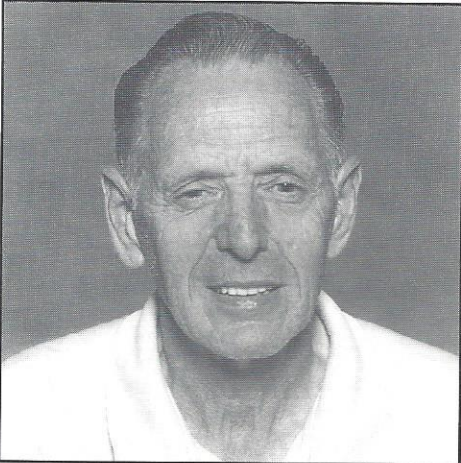
OPPONENT	SCORE	R	SP	%	OPPONENT	SCORE	R	SP	%
1. John Knapp Sr.-OH					2. John Bogardus-NY				
1. Gerald Stangla	21/40	25	48	52.1	1. Robert Garber	43/19	27	42	64.3
2. Howard Weitzel	42/23	31	52	59.6	2. John Brown-OH	40/38	40	68	58.8
3. John Mathys-PA	41/17	27	40	67.5	3. Wayne Totten-M	40/17	19	38	50.0
4. John Bogardus-	40/24	31	48	64.6	4. John Knapp Sr.	24/40	26	48	54.2
5. Art Sperber-WA	44/34	35	58	60.3	5. Clair Bruce-PA	41/18	20	34	58.8
6. Bob Lautenschl	40/7	32	44	72.7	6. Elwyn Cooper-M	42/38	29	54	53.7
7. John Brown-OH	42/33	38	62	61.3	7. John Mathys-PA	40/30	47	66	71.2
8. Robert Garber	42/8	24	40	60.0	8. Gerald Stangla	40/38	36	62	58.1
9. Clair Bruce-PA	40/34	26	48	54.2	9. Bob Lautenschl	41/25	28	54	51.9
10. Elwyn Cooper-M	42/22	37	62	59.7	10. Howard Weitzel	19/41	17	38	44.7
11. Wayne Totten-M	42/36	30	56	53.6	11. Art Sperber-WA	25/40	27	48	56.3
W-10 L-1	436	336	558	60.2	W-8 L-3	395	316	552	57.24

OPPONENT	SCORE	R	SP	%	OPPONENT	SCORE	R	SP	%
3. Gerald Stangland-MN					4. Elwyn Cooper-MO				
1. John Knapp Sr.	40/21	32	48	66.7	1. Art Sperber-WA	40/37	37	56	66.1
2. Clair Bruce-PA	40/33	33	64	51.6	2. Bob Lautenschl	40/21	36	52	69.2
3. Elwyn Cooper-M	44/36	46	72	63.9	3. Gerald Stangla	36/44	43	72	59.7
4. Robert Garber	40/30	34	56	60.7	4. Howard Weitzel	40/39	43	66	65.2
5. John Brown-OH	13/40	19	40	47.5	5. John Mathys-PA	44/20	33	48	68.8
6. Wayne Totten-M	20/41	18	36	50.0	6. John Bogardus-	38/42	29	54	53.7
7. Howard Weitzel	40/33	38	58	65.5	7. Wayne Totten-M	15/40	21	42	50.0
8. John Bogardus-	38/40	37	62	59.7	8. John Brown-OH	40/36	28	50	56.0
9. John Mathys-PA	41/25	40	60	66.7	9. Robert Garber	29/40	35	70	50.0
10. Art Sperber-WA	37/40	49	74	66.2	10. John Knapp Sr.	22/42	31	62	50.0
11. Bob Lautenschl	44/28	34	54	63.0	11. Clair Bruce-PA	42/32	36	66	54.5
W-7 L-4	397	380	624	60.9	W-6 L-5	386	372	638	58.3
5. Wayne Totten-MN					6. Bob Lautenschleger-OH				
1. Howard Weitzel	20/40	23	52	44.2	1. Clair Bruce-PA	40/10	26	34	76.5
2. John Mathys-PA	43/22	36	52	69.2	2. Elwyn Cooper-M	21/40	30	52	57.7
3. John Bogardus-	17/40	13	38	34.2	3. Robert Garber	40/29	34	54	63.0
4. Art Sperber-WA	41/30	39	58	67.2	4. John Brown-OH	44/27	38	60	63.3
5. Bob Lautenschl	42/26	34	64	53.1	5. Wayne Totten-M	26/42	29	64	45.3
6. Gerald Stangla	41/20	25	36	69.4	6. John Knapp Sr.	7/40	21	44	47.7
7. Elwyn Cooper-M	40/15	27	42	64.3	7. Art Sperber-WA	41/37	44	68	64.7
8. Clair Bruce-PA	38/41	40	64	62.5	8. Howard Weitzel	41/36	33	54	61.1
9. John Brown-OH	20/42	23	42	54.8	9. John Bogardus-	25/41	25	54	46.3
10. Robert Garber	42/18	22	38	57.9	10. John Mathys-PA	42/26	33	54	61.1
11. John Knapp Sr.	36/42	30	56	53.6	11. Gerald Stangla	28/44	27	54	50.0
W-6 L-5	380	312	542	57.6	W-6 L-5	355	340	592	57.4
7. John Brown-OH					8. Art Sperber-WA				
1. John Mathys-PA	16/42	21	44	47.7	1. Elwyn Cooper-M	37/40	36	56	64.3
2. John Bogardus-	38/40	41	68	60.3	2. Robert Garber	25/40	30	50	60.0
3. Art Sperber-WA	41/14	51	70	72.9	3. John Brown-OH	14/41	45	70	64.3
4. Bob Lautenschl	27/44	32	60	53.3	4. Wayne Totten-M	30/41	35	58	60.3
5. Gerald Stangla	40/13	28	40	70.0	5. John Knapp Sr.	34/44	33	58	56.9
6. Howard Weitzel	40/32	44	64	68.8	6. Clair Bruce-PA	43/28	30	52	57.7
7. John Knapp Sr.	33/42	37	62	59.7	7. Bob Lautenschl	37/41	42	68	61.8
8. Elwyn Cooper-M	36/40	27	50	54.0	8. John Mathys-PA	41/25	38	56	67.9
9. Wayne Totten-M	42/20	30	42	71.4	9. Howard Weitzel	35/41	41	66	62.1
10. Clair Bruce-PA	16/42	22	40	55.0	10. Gerald Stangla	40/37	50	74	67.6
11. Robert Garber	42/22	22	36	61.1	11. John Bogardus-	40/25	32	48	66.7
W-5 L-6	371	355	576	61.6	W-4 L-7	376	412	656	62.8
9. Howard Weitzel-SK					10. Clair Bruce-PA				
1. Wayne Totten-M	40/20	29	52	55.8	1. Bob Lautenschl	10/40	15	34	44.1
2. John Knapp Sr.	23/42	27	52	51.9	2. Gerald Stangla	33/40	29	64	45.3
3. Clair Bruce-PA	38/40	46	72	63.9	3. Howard Weitzel	40/38	46	72	63.9
4. Elwyn Cooper-M	39/40	41	66	62.1	4. John Mathys-PA	25/40	18	36	50.0
5. Robert Garber	25/43	30	54	55.6	5. John Bogardus-	18/41	14	34	41.2
6. John Brown-OH	32/40	42	64	65.6	6. Art Sperber-WA	28/43	25	52	48.1
7. Gerald Stangla	33/40	35	58	60.3	7. Robert Garber	42/21	33	52	63.5
8. Bob Lautenschl	36/41	30	54	55.6	8. Wayne Totten-M	41/38	40	64	62.5
9. Art Sperber-WA	41/35	43	66	65.2	9. John Knapp Sr.	34/40	25	48	52.1
10. John Bogardus-	41/19	25	38	65.8	10. John Brown-OH	42/16	30	40	75.0
11. John Mathys-PA	42/26	33	54	61.1	11. Elwyn Cooper-M	32/42	32	66	48.5
W-4 L-7	390	381	630	60.5	W-4 L-7	345	307	562	54.6
11. Robert Garber Jr-OH					12. John Mathys-PA				
1. John Bogardus-	19/43	19	42	45.2	1. John Brown-OH42/16	30	44	68.2	
2. Art Sperber-WA	40/25	34	50	68.0	2. Wayne Totten-M	22/43	29	52	55.8
3. Bob Lautenschl	29/40	31	54	57.4	3. John Knapp Sr.	17/41	19	40	47.5
4. Gerald Stangla	30/40	32	56	57.1	4. Clair Bruce-PA	40/25	23	36	63.9
5. Howard Weitzel	43/25	36	54	66.7	5. Elwyn Cooper-M	20/44	26	48	54.2
6. John Mathys-PA	45/34	31	54	57.4	6. Robert Garber	34/45	28	54	51.9
7. Clair Bruce-PA	21/42	26	52	50.0	7. John Bogardus-	30/40	43	66	65.2
8. John Knapp Sr.	8/42	13	40	32.5	8. Art Sperber-WA	25/41	31	56	55.4
9. Elwyn Cooper-M	40/29	35	70	50.0	9. Gerald Stangla	25/41	34	60	56.7
10. Wayne Totten-M	18/42	14	38	36.8	10. Bob Lautenschl	26/42	29	54	53.7
11. John Brown-OH	22/42	16	36	44.4	11. Howard Weitzel	26/42	27	54	50.0
W-4 L-7	315	287	546	52.6	W-2 L-9	307	319	564	56.6




SENIOR MENS DIVISION A FINALS 2000 WORLD

1. John Bogardus	NY	63.09	13	2	389	600	64.83
2. Howard Weitzel	SK	70.73	12	3	408	600	68.00
3. John Mathys	PA	68.10	12	3	394	600	65.67
4. Bob Lautenschleger	OH	68.89	12	3	367	600	61.17
5. Art Sperber	WA	64.85	10	5	368	600	61.33
6. Robert Garber Jr.	OH	64.03	10	5	363	600	60.50
7. John Brown	OH	67.53	9	6	365	600	60.83
8. Clair Bruce	PA	59.06	8	7	350	600	58.33
9. Gerald Stangland	MN	66.45	7	8	367	600	61.17
10. Wayne Totten	MN	59.36	7	9	353	640	55.16
11. Herb Criss	WA	66.16	5	10	320	600	53.33
12. Ken Pogue	MO	64.59	4	11	334	600	55.67
13. Jim Riley	OH	63.57	4	12	355	640	55.47
14. Glenn Brown	NY	62.77	3.5	11.5	307	600	51.17
15. Glen E Hoppes	FL	60.82	3	12	258	600	43.00
16. Carl Carlton	CO	64.07	1.5	13.5	286	600	47.67



SENIOR MENS DIVISION B FINALS 2000 WORLD

1. Jerry Gorton	OR	57.62	12	4	352	640	55.00
2. Elwyn Cooper	MO	56.23	11	5	379	640	59.22
3. John Knapp Sr.	OH	58.26	10.5	4.5	341	600	56.83
4. Bill V. Larson	MN	58.00	10.5	4.5	312	600	52.00
5. Buck Prewette	NC	51.32	9.5	5.5	309	600	51.50
6. Jim Harris	AL	56.31	8	7	322	600	53.67
7. Larry Markle	ON	55.15	8	7	296	600	49.33
8. Robert Williams	AR	55.10	8	7	289	600	48.17
9. Bill Brown	CA	56.05	7	8	313	600	52.17
10. Bill Grillo	MN	55.85	6	9	321	600	53.50
11. Dave Hummel	OH	56.08	6	9	310	600	51.67
12. Clarence Dixson	PA	56.64	6	9	272	600	45.33
13. Lawrence Miller	OH	56.10	5.5	9.5	276	600	46.00
14. Dave Loucks	CA	58.41	5	10	287	600	47.83
15. Don Schneck	CO	54.95	4	11	282	600	47.00
16. Paul Burkitt	OH	54.02	4	11	264	600	44.00



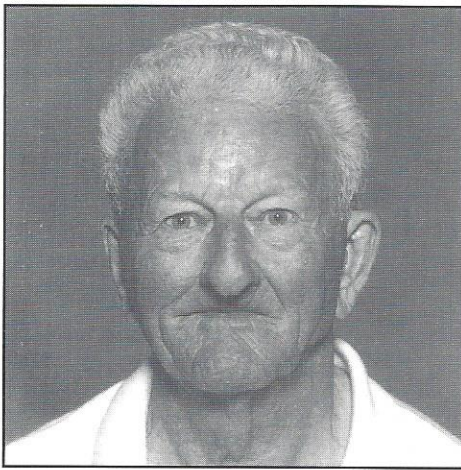
MENS DIVISION C FINALS 2000 WORLD

1. Casey Vander Linden	AB	52.46	13	3	346	640	54.06
2. Len Hofmann	ND	51.05	12	4	347	640	54.22
3. Sig Armitage	MN	53.03	10	5	330	600	55.00
4. Leo Buell	IA	52.80	10	5	319	600	53.17
5. Larry Smith	ND	53.64	9	6	288	600	48.00
6. Harold Gaston	OK	50.08	9	6	282	600	47.00
7. Lionel Gault	FL	48.63	9	6	279	600	46.50
8. Mick Gillette	MO	52.51	8.5	6.5	296	600	49.33
9. James Coakley	OH	48.26	7.5	7.5	267	600	44.50
10. Ken Walters	OH	52.55	7.5	7.5	266	600	44.33
11. Cliff Troullier	WI	49.64	7	8	265	600	44.17
12. Dick Honigford	OH	49.76	6	9	257	600	42.83
13. Roland Kleinschmidt	SD	50.66	5	10	302	600	50.33
14. Richard Sposato	NY	49.83	4.5	10.5	258	600	43.00
15. Gus Schram	WI	53.90	2	13	202	600	33.67
16. Bearl Bruffett	IL	50.17	1	14	141	400	35.25




SENIOR MENS DIVISION D FINALS 2000 WORLD

1. Al Ross	SK	46.92	13	0	282	520	54.23
2. Terry Steinke	AB	43.33	9.5	3.5	236	520	45.38
3. Ray DeBoer	WA	47.08	9	4	213	520	40.96
4. Harold Harget	DE	42.73	8	5	215	520	41.35
5. Jim Conlin	CO	41.42	8	5	167	520	32.12
6. Charles Phipps	IA	45.65	7.5	5.5	184	520	35.38
7. Leonard Platero	NM	44.01	7	6	216	520	41.54
8. Delmar Doc Roberts	NE	42.17	7	6	185	520	35.58
9. Dale Perry	WA	41.21	7	6	185	520	35.58
10. Edward Bell Jr	IL	42.37	6	7	189	520	36.35
11. Ted Rohde	WI	42.17	3	10	168	520	32.31
12. Jack Adams	SK	44.62	3	10	125	520	24.04
13. Earl Winston	MO	45.00	2	11	130	520	25.00
14. J. Fred Brown	OH	42.25	1	12	119	520	22.88




SENIOR MENS DIVISION E FINALS 2000 WORLD

1. Walter Hill	MN	38.61	13	2	227	600	37.83
2. Rudy Von Dach	OH	36.66	11	4	194	600	32.33
3. Wayne Henderson	MO	39.70	10	5	223	600	37.17
4. Ken Woolery	CA	38.85	10	5	203	600	33.83
5. Bruce Hinkel	ND	37.64	9.5	5.5	215	600	35.83
6. Bill Matey	WI	36.62	9	6	156	600	26.00
7. Percy Oliver	KS	39.64	8	7	229	600	38.17
8. Hollis Morris	WA	36.26	8	7	183	600	30.50
9. Art Eastwood	OR	36.15	8	7	183	600	30.50
10. Archie Filley	ND	36.31	7	8	166	600	27.67
11. Paul Taylor	MO	39.75	6.5	8.5	161	600	26.83
12. Peter Nicasastro	AZ	40.72	5.5	9.5	171	600	28.50
13. Bob Sopher	FL	40.62	5	10	188	600	31.33
14. Ron Wilcziek	WI	38.30	4.5	10.5	142	600	23.67
15. Fred Gordon	BC	37.70	4	11	157	600	26.17
16. Harold Anderson	IL	38.80	1	14	92	600	15.33




SENIOR MENS DIVISION F FINALS 2000 WORLD

1. Norman Ed Herald	FL	35.28	14	1	224	600	37.33
2. Everett Snead	CO	32.83	13.5	1.5	207	600	34.50
3. Vernon McGrath	IA	35.71	11	4	198	600	33.00
4. Ken Goodrick	PA	35.40	11	4	196	600	32.67
5. Shirley L Ingles	FL	34.76	11	4	155	600	25.83
6. Leonard Lentz	MO	33.79	9	6	199	600	33.17
7. Douglas Peoples	MO	34.57	7.5	7.5	191	600	31.83
8. Marvin Tarnasky	ND	33.12	7	8	180	600	30.00
9. Robert E Volles	FL	34.45	7	8	165	600	27.50
10. Dick Flowers	OH	33.44	6	9	175	600	29.17
11. Charlie Jones	OH	33.06	6	9	123	600	20.50
12. Joseph Patterson	FL	35.59	5	10	154	600	25.67
13. Tom Connolly	AB	34.03	4	11	149	600	24.83
14. Hans Rasmussen	WA	32.99	3.5	11.5	123	600	20.50
15. Otto Brennecke	ID	35.16	3	12	161	600	26.83
16. Don Cookson	AB	34.26	1.5	13.5	97	600	16.17




SENIOR MENS DIVISION G FINALS 2000 WORLD

1. Byron Edwards	MN	30.96	14	1	208	600	34.67
2. Jim Haupt	WI	32.38	11	4	207	600	34.50
3. Oliver Keyes	MI	29.59	11	4	199	600	33.17
4. Carlyle E. Gricks Jr.	MO	30.24	11	4	179	600	29.83
5. Ernie Johnson	CO	29.60	9	6	161	600	26.83
6. Glen A. Sandquist	MN	28.89	9	6	161	600	26.83
7. Ernie Coulter	CO	28.94	8	7	133	600	22.17
8. Paul Peterson	CA	30.78	7	8	149	600	24.83
9. Charles 'Buddy' Short	NJ	29.16	7	8	138	600	23.00
10. Harvey Reichert	NE	29.36	6	9	156	600	26.00
11. John Alexander	WA	29.88	6	9	142	600	23.67
12. Gene Boy	OH	28.65	6	9	124	600	20.67
13. Walter Busse	MN	28.87	5	10	129	600	21.50
14. Frank Hudson	MO	29.10	4	11	154	600	25.67
15. Earl Cummings	WI	28.98	3	12	139	600	23.17
16. Oscar Arneson	MT	32.60	3	12	121	600	20.17




SENIOR MENS DIVISION H FINALS 2000 WORLD

1. Carl Massey	NC	28.30	12	4	172	640	26.88
2. Warren Church	SC	28.12	11	5	158	640	24.69
3. Rudy Crawford	MT	27.52	10	5	178	600	29.67
4. Ralph Condon	FL	25.73	10	5	158	600	26.33
5. Jim Vukonich	MT	28.06	10	5	153	600	25.50
6. Earl Paulson	WI	25.60	10	5	148	600	24.67
7. Earl Noe	OH	28.41	8	7	159	600	26.50
8. Max Leth	NE	28.10	8	7	137	600	22.83
9. Kent Robinson	SD	28.32	7.5	7.5	157	600	26.17
10. Richard Schmidt	MO	27.04	7	8	171	600	28.50
11. Bill Powell	IN	25.79	7	8	153	600	25.50
12. Harlan Paulsen	SD	25.71	6.5	8.5	142	600	23.67
13. Stanley Spence	PA	27.48	5	10	149	600	24.83
14. Bert Mannix	MT	27.47	4	11	131	600	21.83
15. Rich Zylak	PA	24.82	3.5	11.5	101	600	16.83
16. Chester McDermott	ON	27.46	1.5	13.5	108	600	18.00




SENIOR MENS DIVISION I FINALS 2000 WORLD

1. Les Holland	MN	24.57	11	2	137	520	26.35
2. Mike McClaskey	KS	22.76	10.5	2.5	125	520	24.04
3. Fred Smith	MO	23.13	10	3	112	520	21.54
4. Bernard Moran	NE	22.89	9.5	3.5	117	520	22.50
5. Willard Fortner	OK	21.85	8	5	129	520	24.81
6. Norman J Wehrung	NY	24.74	8	5	99	520	19.04
7. Gene Weisbeck	ND	23.19	7	6	99	520	19.04
8. Ben Guidarelli	OR	24.41	7	6	98	520	18.85
9. Ron Upshaw	TX	21.97	5	8	126	520	24.23
10. Irwin Wieger	ND	21.15	5	8	67	520	12.88
11. Bob Schnaible	SD	24.79	4	9	98	520	18.85
12. Clint Bryson	SD	23.57	4	9	77	520	14.81
13. Larry Yaros	IN	22.74	2	11	78	520	15.00



SENIOR MENS DIVISION J FINALS 2000 WORLD

1. Gregg Craven	MO	20.25	12	2	110	560	19.64
2. Virgil Rolfes	IA	17.52	11	3	131	560	23.39
3. Archie Hubl	NE	17.05	10.5	2.5	103	520	19.81
4. Cleo Johnson	MN	17.22	10	3	137	520	26.35
5. Chuck Warner	OH	19.95	10	3	109	520	20.96
6. Julius Beehler	ND	17.78	9	4	97	520	18.65
7. Chester Van Zee	ND	10.77	7	6	15	520	2.88
8. Ray Anderson	SD	18.31	5.5	7.5	72	520	13.85
9. Morton Lee Smith	MA	10.08	4	9	50	520	9.62
10. Howard D Dalzell	MN	19.30	4	9	45	520	8.65
11. Jerry Svoboda	CO	8.14	4	9	32	520	6.15
12. Paul Lowry	KS	15.36	3	10	43	520	8.27
13. Adolph Miller	ND	19.78	2	11	32	520	6.15



ELDER 30' DIVISION CHAMPIONSHIP CLASS

Bob Logan

ELDER '30' FOOT DIVISION—CHAMPIONSHIP CLASS

1. Bob Logan	IN	75.00	10	1	589	768	76.69
2. Curly Seibold	IN	73.17	8	3	454	646	70.28
3. Melvin Bray	KS	69.00	8	3	455	662	68.73
4. Dee Powell	CO	69.50	6	5	470	640	73.44
5. Laymon Gullett	TX	73.00	6	5	490	676	72.49
6. Don Wild	CO	69.17	6	5	479	688	69.62
7. Jim Pagliarulo	CT	69.00	6	5	446	642	69.47
8. Ed Arionus	TX	67.50	5	6	487	678	71.83
9. Bill Whitley	KS	63.17	4	7	420	630	66.67
10. William Lou Rector	MO	71.83	3	8	442	658	67.17
11. Tom Munoz	CA	65.50	2	9	467	688	67.88
12. Clayton Gage	WI	69.00	2	9	409	628	65.13

ELDER '30' FOOT DIVISION - CHAMPIONSHIP CLASS 2000 WORLD

OPPONENT	SCORE	R	SP	%	OPPONENT	SCORE	R	SP	%
1.Bob Logan-IN					2.Curly Seibold-IN				
1. Bill Whitley-K	41/27	45	62	72.6	1. Clayton Gage-W	42/23	51	68	75.0
2. Tom Munoz-CA	37/42	50	76	65.8	2. Bill Whitley-K	40/27	57	78	73.1
3. Ed Arionus-TX	40/38	80	98	81.6	3. Tom Munoz-CA	42/15	28	36	77.8
4. Jim Pagliarulo	40/27	38	54	70.4	4. Ed Arionus-TX	41/29	45	62	72.6
5. Melvin Bray-KS	40/24	50	62	80.6	5. Jim Pagliarulo	41/8	23	32	71.9
6. Clayton Gage-W	42/11	42	48	87.5	6. Melvin Bray-KS	23/41	26	50	52.0
7. Don Wild-CO	42/37	49	70	70.0	7. Laymon Gullett	40/29	46	64	71.9
8. Dee Powell-CO	42/33	58	72	80.6	8. William Lou Re	40/39	38	56	67.9
9. William Lou Re	41/38	64	86	74.4	9. Don Wild-CO	40/38	57	80	71.3
10. Laymon Gullett	43/34	67	80	83.8	10. Dee Powell-CO	26/42	40	60	66.7
11. Curly Seibold-	42/30	46	60	76.7	11. Bob Logan-IN	30/42	43	60	71.7
W-10 L-1	450	589	768	76.7	W-8 L-3	405	454	646	70.3
3.Melvin Bray-KS					4.Dee Powell-CO				
1. Laymon Gullett	43/26	41	52	78.8	1. Ed Arionus-TX	42/19	39	52	75.0
2. William Lou Re	41/21	36	56	64.3	2. Jim Pagliarulo	38/40	67	86	77.9
3. Dee Powell-CO	42/27	51	68	75.0	3. Melvin Bray-KS	27/42	46	68	67.6
4. Don Wild-CO	41/29	52	70	74.3	4. Clayton Gage-W	42/11	40	48	83.3
5. Bob Logan-IN	24/40	44	62	71.0	5. Bill Whitley-K	18/43	21	40	52.5
6. Curly Seibold-	41/23	33	50	66.0	6. Tom Munoz-CA	41/15	48	62	77.4
7. Ed Arionus-TX	42/24	35	56	62.5	7. William Lou Re	40/24	36	46	78.3
8. Tom Munoz-CA	41/25	47	68	69.1	8. Bob Logan-IN	33/42	54	72	75.0
9. Jim Pagliarulo	19/45	32	58	55.2	9. Laymon Gullett	42/19	44	58	75.9
10. Bill Whitley-K	25/40	40	60	66.7	10. Curly Seibold-	42/26	45	60	75.0
11. Clayton Gage-W	41/32	44	62	71.0	11. Don Wild-CO	17/40	30	48	62.5
W-8 L-3	400	455	662	68.7	W-6 L-5	382	470	640	73.4
5.Laymon Gullett-TX					6.Don Wild-CO				
1. Melvin Bray-KS	26/43	35	52	67.3	1. Tom Munoz-CA	42/36	49	70	70.0
2. Clayton Gage-W	40/20	48	58	82.8	2. Ed Arionus-TX	40/34	52	72	72.2
3. Bill Whitley-K	41/30	40	56	71.4	3. Jim Pagliarulo	42/25	43	60	71.7
4. Tom Munoz-CA	42/35	63	82	76.8	4. Melvin Bray-KS	29/41	49	70	70.0
5. Ed Arionus-TX	41/32	55	72	76.4	5. Clayton Gage-W	41/4	25	32	78.1
6. Jim Pagliarulo	41/16	27	38	71.1	6. Bill Whitley-K	44/31	30	46	65.2
7. Curly Seibold-	29/40	44	64	68.8	7. Bob Logan-IN	37/42	47	70	67.1
8. Don Wild-CO	41/36	39	56	69.6	8. Laymon Gullett	36/41	37	56	66.1
9. Dee Powell-CO	19/42	37	58	63.8	9. Curly Seibold-	38/40	58	80	72.5
10. Bob Logan-IN	34/43	64	80	80.0	10. William Lou Re	28/47	52	84	61.9
11. William Lou Re	26/40	38	60	63.3	11. Dee Powell-CO	40/17	37	48	77.1
W-6 L-5	380	490	676	72.5	W-6 L-5	417	479	688	69.6
7.Jim Pagliarulo-CT					8.Ed Arionus-TX				
1. William Lou Re	42/6	30	38	78.9	1. Dee Powell-CO	19/42	32	52	61.5
2. Dee Powell-CO	40/38	67	86	77.9	2. Don Wild-CO	34/40	50	72	69.4
3. Don Wild-CO	25/42	37	60	61.7	3. Bob Logan-IN	38/40	78	98	79.6
4. Bob Logan-IN	27/40	34	54	63.0	4. Curly Seibold-	29/41	40	62	64.5
5. Curly Seibold-	8/41	12	32	37.5	5. Laymon Gullett	32/41	51	72	70.8
6. Laymon Gullett	16/41	18	38	47.4	6. William Lou Re	41/39	39	58	67.2
7. Bill Whitley-K	42/14	32	42	76.2	7. Melvin Bray-KS	24/42	30	56	53.6
8. Clayton Gage-W	41/30	61	86	70.9	8. Bill Whitley-K	40/22	41	54	75.9
9. Melvin Bray-KS	45/19	42	58	72.4	9. Tom Munoz-CA	40/3	37	40	92.5
10. Tom Munoz-CA	40/32	56	72	77.8	10. Clayton Gage-W	40/14	31	38	81.6
11. Ed Arionus-TX	33/40	57	76	75.0	11. Jim Pagliarulo	40/33	58	76	76.3
W-6 L-5	359	446	642	69.5	W-5 L-6	377	487	678	71.8
9.Bill Whitley-KS					10.William Lou Rector-MO				
1. Bob Logan-IN	27/41	40	62	64.5	1. Jim Pagliarulo	6/42	18	38	47.4
2. Curly Seibold-	27/40	54	78	69.2	2. Melvin Bray-KS	21/41	31	56	55.4
3. Laymon Gullett	30/41	36	56	64.3	3. Clayton Gage-W	27/40	47	68	69.1
4. William Lou Re	42/20	34	46	73.9	4. Bill Whitley-K	20/42	27	46	58.7
5. Dee Powell-CO	43/18	28	40	70.0	5. Tom Munoz-CA	40/26	45	60	75.0
6. Don Wild-CO	31/44	26	46	56.5	6. Ed Arionus-TX	39/41	40	58	69.0
7. Jim Pagliarulo	14/42	23	42	54.8	7. Dee Powell-CO	24/40	31	46	67.4
8. Ed Arionus-TX	22/40	36	54	66.7	8. Curly Seibold-	39/40	39	56	69.6
9. Clayton Gage-W	36/40	49	72	68.1	9. Bob Logan-IN	38/41	61	86	70.9
10. Melvin Bray-KS	40/25	44	60	73.3	10. Don Wild-CO	47/28	60	84	71.4
11. Tom Munoz-CA	40/37	50	74	67.6	11. Laymon Gullett	40/26	43	60	71.7
W-4 L-7	352	420	630	66.7	W-3 L-8	341	442	658	67.2

11. Tom Munoz-CA


1. Don Wild-CO	36/42	46	70	65.7
2. Bob Logan-IN	42/37	52	76	68.4
3. Curly Seibold-	15/42	20	36	55.6
4. Laymon Gullett	35/42	62	82	75.6
5. William Lou Re	26/40	39	60	65.0
6. Dee Powell-CO	15/41	41	62	66.1
7. Clayton Gage-W	41/9	35	48	72.9
8. Melvin Bray-KS	25/41	44	68	64.7
9. Ed Arionus-TX	3/40	25	40	62.5
10. Jim Pagliarulo	32/40	52	72	72.2
11. Bill Whitley-K	37/40	51	74	68.9

W-2 L-9 307 467 688 67.9

12. Clayton Gage-WI


1. Curly Seibold-	23/42	44	68	64.7
2. Laymon Gullett	20/40	41	58	70.7
3. William Lou Re	40/27	51	68	75.0
4. Dee Powell-CO	11/42	30	48	62.5
5. Don Wild-CO	4/41	14	32	43.8
6. Bob Logan-IN	11/42	31	48	64.6
7. Tom Munoz-CA	9/41	25	48	52.1
8. Jim Pagliarulo	30/41	59	86	68.6
9. Bill Whitley-K	40/36	50	72	69.4
10. Ed Arionus-TX	14/40	22	38	57.9
11. Melvin Bray-KS	32/41	42	62	67.7

W-2 L-9 234 409 628 65.1




ELDER '30' FOOT DIVISION A FINALS 2000 WORLD

1. Curly Seibold	IN	92.12	5	3.5	465	640	72.66
2. Dee Powell	CO	70.05	11.5	4.5	434	640	67.81
3. Clayton Gage	WI	74.67	11	4	414	600	69.00
4. Bob Logan	IN	82.30	10.5	4.5	450	600	75.00
5. William Lou Rector	MO	76.23	10	5	431	600	71.83
6. Don Wild	CO	69.16	10	5	415	600	69.17
7. Melvin Bray	KS	72.50	9	6	414	600	69.00
8. Laymon Gullett	TX	75.22	8	7	438	600	73.00
9. Jim Pagliarulo	CT	84.48	7.5	7.5	414	600	69.00
10. Ed Arionus	TX	71.98	7	8	405	600	67.50
11. Tom Munoz	CA	70.00	7	8	393	600	65.50
12. Fred Rink Jr	IN	69.05	6	9	368	600	61.33
13. James B Adcox	FL	70.64	5	10	373	600	62.17
14. Bill Whitley	KS	67.81	4	11	379	600	63.17
15. Marvin Tatchio	OR	74.25	2	13	319	600	53.17



ELDER '30' FOOT DIVISION B FINALS 2000 WORLD

1. Ronald Craven	MO	61.46	12.5	2.5	357	600	59.50
2. Ed Quigley	NJ	61.13	11.5	3.5	324	600	54.00
3. Joe Rinchart	PA	66.68	11	4	347	600	57.83
4. Andy Van Dyken	MT	59.67	11	4	342	600	57.00
5. Merwyn Sorenson	WI	61.96	10	5	318	600	53.00
6. Pete Rebman	NE	64.49	9.5	5.5	347	600	57.83
7. Don Hostrup	WI	63.83	9	6	308	600	51.33
8. George Weldon	MO	57.66	9	6	299	600	49.83
9. Jim McAvoy	SK	60.51	7.5	7.5	330	600	55.00
10. Ray White	KS	61.74	7	8	297	600	49.50
11. Len Scheibner	AB	61.07	6	9	316	600	52.67
12. Lloyd Wolf	MN	58.00	6	9	294	600	49.00
13. James Jackson	IA	59.89	4	11	244	600	40.67
14. Roy Trussell	FL	64.37	3	12	231	600	38.50
15. William P Tobin Jr	FL	59.44	3	12	225	600	37.50




ELDER '30' FOOT DIVISION C FINALS 2000 WORLD

1. David Zilverberg	SD	53.75	15	0	341	600	56.83
2. Harvey Ponstein	MI	53.31	10.5	4.5	324	600	54.00
3. Wally Rislov	ND	52.76	10	5	319	600	53.17
4. Joe Stencil	CO	55.65	10	5	300	600	50.00
5. Paul Martin	NM	54.55	9.5	5.5	273	600	45.50
6. Bud Schardine	UT	57.32	9	6	323	600	53.83
7. Wally Danielson	IL	56.95	8	7	296	600	49.33
8. Victor Klette	CO	53.30	8	7	278	600	46.33
9. Myron Flann	MN	56.83	7.5	7.5	279	600	46.50
10. Frank Annerl	UT	56.95	7	8	290	600	48.33
11. Joe Wolf	WA	56.20	6.5	8.5	288	600	48.00
12. Harrold Pettiecord	MO	51.15	6	9	276	600	46.00
13. Howard Melstad	SD	53.16	5	10	289	600	48.17
14. Charles Norris	IL	55.54	4	11	269	600	44.83
15. Harold A Brewer	IN	53.34	2	13	258	600	43.00
16. Chuck Stewart	AZ	55.01	2	13	253	600	42.17




ELDER '30' FOOT DIVISION D FINALS 2000 WORLD

1. Larry Riley	CO	50.21	11	4	278	600	46.33
2. Rusty Henrikson	MN	47.69	10.5	4.5	329	600	54.83
3. Paul Hilgenberg	SD	48.21	10.5	4.5	309	600	51.50
4. Perry Brown	OK	50.57	10.5	4.5	297	600	49.50
5. Oral Elhard	ND	47.37	10	5	308	600	51.33
6. Ottie Reno	OH	50.43	9	6	280	600	46.67
7. Wayne Jensen	CO	49.58	8	7	292	600	48.67
8. Steven Summerlin	MI	49.00	7	8	280	600	46.67
9. Gene Towne	MO	50.37	7	8	261	600	43.50
10. Gib Mitchell	UT	47.50	7	8	255	600	42.50
11. Ken Boyles	PA	50.00	6	9	287	600	47.83
12. Skip Schilperoot	WA	47.36	6	9	236	600	39.33
13. Ervin Petersen	NE	48.30	5	10	269	600	44.83
14. Lew Haskins	ND	50.83	4.5	10.5	258	600	43.00
15. Norm Wunderlich	MN	48.05	4	11	215	600	35.83
16. Hershel Simpson	WA	50.93	4	11	211	600	35.17



ELDER '30' FOOT DIVISION E FINALS 2000 WORLD

1. Gordon Fuhr	NE	47.05	13.5	1.5	315	600	52.50
2. Marc Schneider	ND	46.45	11	4	301	600	50.17
3. Ken Schulze	CA	47.17	11	4	298	600	49.67
4. Rudy Mohar	AZ	47.05	11	4	278	600	46.33
5. Herman Haugland	AB	43.85	10.5	4.5	255	600	42.50
6. Gilbert Jack Mahn	FL	46.25	9	6	220	600	36.67
7. Tom Cook	OK	45.83	8.5	6.5	282	600	47.00
8. Ed Jahraus	AB	44.21	7.5	7.5	217	600	36.17
9. Lee Wallace	OR	44.80	7	8	220	600	36.67
10. Dean Campbell	TX	45.08	6.5	8.5	254	600	42.33
11. Herbert Downing	NE	44.52	6.5	8.5	217	600	36.17
12. Martin Bakken	NE	45.06	6	9	233	600	38.83
13. Harold Bull	IL	46.59	5	10	203	600	33.83
14. Kent Pendleton	UT	45.33	3.5	11.5	198	600	33.00
15. Don Lickteig	KS	44.44	2	13	161	600	26.83
16. Leon Bowling	OK	46.52	1.5	13.5	82	200	41.00



ELDER '30' FOOT DIVISION F FINALS 2000 WORLD

1. Hank Tencate	MN	41.90	12	4	268	640	41.88
2. Edward Knaub	CO	42.39	11	5	268	640	41.88
3. Rolly Johnson	NE	43.75	10.5	4.5	270	600	45.00
4. Bryan Shanks	MI	41.50	10	5	251	600	41.83
5. Bob Reese	OK	43.81	10	5	249	600	41.50
6. Marvin Jamtgaard	SD	41.14	10	5	232	600	38.67
7. Dale Kellerby	CO	42.59	9.5	5.5	257	600	42.83
8. Robert Hawthorne	NE	42.35	8	7	255	600	42.50
9. Robert Hanson	WA	42.29	8	7	245	600	40.83
10. Leroy Meyer	WI	39.97	8	7	219	600	36.50
11. Frank Ayuste	NV	43.14	6	9	223	600	37.17
12. Les Grosenbach	CO	39.91	5	10	205	600	34.17
13. Max Roseberry	OH	39.64	5	10	201	600	33.50
14. Bill Wordell	IL	41.30	4	11	222	600	37.00
15. Tom Wadhams	MN	40.51	3	12	207	600	34.50
16. Jim Raben	NE	40.12	1	14	73	600	12.17



ELDER '30' FOOT DIVISION G FINALS 2000 WORLD

1. Jerry Griggs	MO	38.88	13	2	279	600	46.50
2. Orval Madden	CA	38.29	12	3	248	600	41.33
3. Norman Potter	ND	39.57	12	3	210	600	35.00
4. Rich Schmidt	CO	38.78	10	5	215	600	35.83
5. Jerry Potter	CO	36.94	10	5	212	600	35.33
6. Lyle Opland	ND	37.88	10	5	208	600	34.67
7. Marvin Ingraham	MI	38.06	8.5	6.5	195	600	32.50
8. Alma Clark	ID	36.71	8	7	202	600	33.67
9. Arthur Anderson	CA	38.53	6.5	8.5	190	600	31.67
10. Harvey Washburn	KS	38.83	6	9	163	600	27.17
11. Bennie Underwood	TX	36.59	6	9	153	600	25.50
12. Burton Clark	ND	39.47	4	11	163	600	27.17
13. Joe Owen	MO	36.51	4	11	159	600	26.50
14. Al Krall	CO	37.10	3.5	11.5	170	600	28.33
15. Glen H. Johnson	MN	37.04	3.5	11.5	133	600	22.17
16. William Reh	KS	38.66	3	12	155	600	25.83



ELDER '30' FOOT DIVISION H FINALS 2000 WORLD

1. Joe Poliski	MI	33.77	13	0	231	520	44.42
2. Jules Liebaert	SK	33.16	10	3	209	520	40.19
3. Nile Abbott	MO	35.62	10	3	153	520	29.42
4. Bob Champion	CO	35.50	8.5	4.5	185	520	35.58
5. Donald Parkes	VA	35.81	8	5	187	520	35.96
6. Nelson Diehl	CA	35.00	8	5	164	520	31.54
7. Paul Hagen	ND	36.21	7.5	5.5	194	520	37.31
8. Dave Tabler	OH	35.73	7	6	170	520	32.69
9. Ted Bostwick	WA	36.12	5	8	117	520	22.50
10. Glenn Merrill	KS	36.33	4	9	145	520	27.88
11. Charles Derrickson	NE	36.13	4	9	131	520	25.19
12. Clyde Merrill	KS	33.47	4	9	114	520	21.92
13. Marvin Rickert	NE	35.78	2	11	112	520	21.54




ELDER '30' FOOT DIVISION I FINALS 2000 WORLD

1. Arlow Nelson	ND	32.28	12	5	190	680	27.94
2. Don Haugeberg	ND	32.00	8	6	179	560	31.96
3. Clarence Tieszen	WA	31.58	8	6	164	560	29.29
4. Wally Arndt	ND	32.31	8	6	165	560	29.46
5. Orville Pfortmiller	KS	31.56	9	6	157	600	26.17
6. Al Luthens	MN	31.17	8	6	146	560	26.07
7. Herman Hovda	MN	33.00	7.5	5.5	161	520	30.96
8. Lee Kapsner	MN	29.60	7	6	124	520	23.85
9. Ray Jessen	NE	30.13	6.5	6.5	155	520	29.81
10. Ralph Carter	CA	32.72	6	7	123	520	23.65
11. Oliver Lee	ND	29.56	5.5	7.5	138	520	26.54
12. Herbert Church	CA	32.77	5.5	7.5	122	520	23.46
13. D.D. Casey	MO	28.71	5	8	112	520	21.54



ELDER '30' FOOT DIVISION J FINALS 2000 WORLD

1. Earl Smith	CA	26.11	14.5	0.5	168	600	28.00
2. Joe Hekele	KS	28.19	12	3	156	600	26.00
3. Wayne Tubbs	OK	27.36	10.5	4.5	150	600	25.00
4. Jack Houghton	KS	27.54	10.5	4.5	131	600	21.83
5. Norbert M Underdahl	ND	28.60	10	5	186	600	31.00
6. Joel Stenhaus	MN	26.35	9	6	147	600	24.50
7. Mel Stoa	MN	25.33	9	6	137	600	22.83
8. Jack Heyne	ND	24.11	7.5	7.5	137	600	22.83
9. Vern Tieszen	ID	25.50	7	8	131	600	21.83
10. Jim Mortinger Sr	KS	24.09	6.5	8.5	135	600	22.50
11. Elmer Janssen	NE	23.75	6	9	127	600	21.17
12. Lauren Smith	FL	22.71	6	9	109	600	18.17
13. Frank Yohn	IL	27.32	5.5	9.5	106	480	22.08
14. John Covington	WA	22.59	4	11	107	600	17.83
15. Richard Durkit	AZ	23.70	2	13	54	600	9.00



ELDER '30' FOOT DIVISION K FINALS 2000 WORLD

1. Earl Setterlund	ND	20.75	12	1	145	520	27.88
2. Les Lameyer	SD	21.62	10	3	109	520	20.96
3. Mickey Lodge	SD	21.92	10	3	107	520	20.58
4. Bill Hayward	NE	15.14	10	3	100	520	19.23
5. Red Homuth	AZ	17.84	10	3	89	520	17.12
6. Bob Weimer	SD	11.25	9	4	66	520	12.69
7. Lee Henninger	CA	18.31	6	7	68	520	13.08
8. Gene Ewing	SD	13.92	6	7	65	520	12.50
9. Eugene Loyd	MO	15.72	5	8	101	520	19.42
10. Earl Kettleon	WA	21.53	4.5	8.5	62	520	11.92
11. George Kuffer	WI	12.72	3	10	38	520	7.31
12. Jim Drake	PA	16.30	3	10	28	520	5.38
13. Doyle Derrick	KS	19.23	2.5	10.5	67	520	12.88



WOMEN'S DIVISION CHAMPIONSHIP CLASS

Sylvianne Moisan

WOMENS DIVISION - CHAMPIONSHIP CLASS 2000 WORLD

1. Sylvianne Moisan	PQ	80.33	14	1	870	1040	83.65
2. Amy Francis	OH	76.83	12	3	809	1020	79.31
3. Judy Curtiss	MI	75.00	12	3	740	956	77.41
4. Brenda Tawney	WV	74.00	11	4	742	966	76.81
5. Sue Snyder	KY	79.17	11	4	723	948	76.27
6. Connie J Filley	ND	73.17	11	4	674	920	73.26
7. Joan Elmore	TN	73.67	10	5	699	952	73.42
8. Becky Kemper	KY	74.00	7	8	732	972	75.31
9. Mary Ann Peninger	KS	68.00	7	8	701	934	75.05
10. Carlene Donnelly	SD	65.83	6	9	538	802	67.08
11. Maxine Griffith	TN	73.83	5	10	766	1036	73.94
12. Bernice Busch	BC	66.00	4	11	520	822	63.26
13. Phyllis Negaard	MN	67.00	3	12	643	948	67.83
14. Marlene Ray	TN	70.67	3	12	515	784	65.69
15. Renee Cowan	VA	70.50	2	13	581	894	64.99
16. Elda Hastings	ON	64.83	2	13	470	774	60.72

WOMENS DIVISION - CHAMPIONSHIP CLASS 2000 WORLD

OPPONENT	SCORE	R	SP	%	OPPONENT	SCORE	R	SP	%
1. Sylvianne Moisan-PQ					2. Amy Francis-OH				
1. Connie J Fille	43/20	60	72	83.3	1. Renee Cowan-VA	41/28	66	86	76.7
2. Renee Cowan-VA	40/30	54	70	77.1	2. Connie J Fille	30/42	70	92	76.1
3. Phyllis Negaar	45/ 9	50	56	89.3	3. Carlene Donnel	44/22	43	56	76.8
4. Carlene Donnel	40/ 5	42	48	87.5	4. Phyllis Negaar	41/25	60	74	81.1
5. Mary Ann Penin	42/30	66	80	82.5	5. Marlene Ray-TN	42/21	44	54	81.5
6. Bernice Busch-	45/ 6	46	54	85.2	6. Elda Hastings-	40/13	41	48	85.4
7. Elda Hastings-	43/ 3	39	44	88.6	7. Bernice Busch-	41/13	34	42	81.0
8. Marlene Ray-TN	42/18	48	58	82.8	8. Mary Ann Penin	40/21	80	94	85.1
9. Joan Elmore-TN	41/27	62	78	79.5	9. Brenda Tawney-	41/27	60	72	83.3
10. Maxine Griffit	42/29	64	78	82.1	10. Becky Kemper-K	40/35	61	82	74.4
11. Becky Kemper-K	41/18	74	84	88.1	11. Maxine Griffit	42/33	51	66	77.3
12. Amy Francis-OH	42/26	65	76	85.5	12. Sylvianne Mois	26/42	59	76	77.6
13. Judy Curtiss-M	30/40	64	78	82.1	13. Sue Snyder-KY	39/40	54	72	75.0
14. Brenda Tawney-	42/28	74	84	88.1	14. Joan Elmore-TN	40/19	40	48	83.3
15. Sue Snyder-KY	43/33	62	80	77.5	15. Judy Curtiss-M	40/25	46	58	79.3
W-14 L-1	621	870	1040	83.7	W-12 L-3	587	809	1020	79.3

OPPONENT	SCORE	R	SP	%	OPPONENT	SCORE	R	SP	%
3.Judy Curtiss-MI					4.Brenda Tawney-WV				
1. Mary Ann Penin	40/26	58	72	80.6	1. Bernice Busch-	42/21	41	56	73.2
2. Marlene Ray-TN	41/19	39	50	78.0	2. Elda Hastings-	43/25	30	44	68.2
3. Elda Hastings-	40/30	49	70	70.0	3. Marlene Ray-TN	40/17	35	48	72.9
4. Bernice Busch-	42/ 5	24	32	75.0	4. Mary Ann Penin	26/40	55	76	72.4
5. Renee Cowan-VA	42/21	44	54	81.5	5. Phyllis Negaar	43/23	71	90	78.9
6. Phyllis Negaar	42/24	63	74	85.1	6. Renee Cowan-VA	40/ 4	21	26	80.8
7. Carlene Donnel	41/18	37	50	74.0	7. Connie J Fille	41/10	31	40	77.5
8. Connie J Fille	41/20	49	64	76.6	8. Carlene Donnel	40/36	46	68	67.6
9. Maxine Griffit	40/31	64	78	82.1	9. Amy Francis-OH	27/41	56	72	77.8
10. Brenda Tawney-	24/43	64	84	76.2	10 .Judy Curtiss-M	43/24	70	84	83.3
11. Joan Elmore-TN	45/35	56	74	75.7	11. Sue Snyder-KY	22/41	49	66	74.2
12. Sue Snyder-KY	7/40	30	48	62.5	12. Joan Elmore-TN	42/36	60	80	75.0
13. Sylvianne Mois	40/30	67	78	85.9	13. Maxine Griffit	40/19	61	74	82.4
14. Becky Kemper-K	42/24	55	70	78.6	14. Sylvianne Mois	28/42	69	84	82.1
15. Amy Francis-OH	25/40	41	58	70.7	15. Becky Kemper-K	40/22	47	58	81.0
W-12 L-3	552	740	956	77.4	W-11 L-4	557	742	966	76.8
5.Sue Snyder-KY					6.Connie J Filley-ND				
1. Marlene Ray-TN	40/20	35	46	76.1	1. Sylvianne Mois	20/43	53	72	73.6
2. Mary Ann Penin	40/36	50	66	75.8	2. Amy Francis-OH	42/30	73	92	79.3
3. Bernice Busch-	42/29	54	70	77.1	3. Becky Kemper-K	42/29	60	80	75.0
4. Elda Hastings-	42/15	32	46	69.6	4. Maxine Griffit	41/28	50	62	80.6
5. Connie J Fille	34/40	57	78	73.1	5. Sue Snyder-KY	40/34	59	78	75.6
6. Carlene Donnel	40/2	31	40	77.5	6. Joan Elmore-TN	38/40	48	66	72.7
7. Phyllis Negaar	33/42	72	94	76.6	7. Brenda Tawney-	10/41	21	40	52.5
8. Renee Cowan-VA	40/18	34	44	77.3	8. Judy Curtiss-M	20/41	42	64	65.6
9. Becky Kemper-K	25/40	52	74	70.3	9. Elda Hastings-	42/21	40	56	71.4
10. Joan Elmore-TN	41/11	48	62	77.4	10. Carlene Donnel	41/ 9	38	44	86.4
11. Brenda Tawney-	41/22	55	66	83.3	11. Phyllis Negaar	40/28	43	60	71.7
12. Judy Curtiss-M	40/7	41	48	85.4	12. Renee Cowan-VA	40/25	36	56	64.3
13. Amy Francis-OH	40/39	55	72	76.4	13. Mary Ann Penin	40/24	46	62	74.2
14. Maxine Griffit	45/23	50	62	80.6	14. Bernice Busch-	43/ 4	25	34	73.5
15. Sylvianne Mois	33/43	57	80	71.3	15. Marlene Ray-TN	40/26	40	54	74.1
W-11 L-4	576	723	948	76.3	W-11 L-4	539	674	920	73.3
7.Joan Elmore-TN					8.Becky Kemper-KY				
1. Elda Hastings-	42/30	40	60	66.7	1. Phyllis Negaar	40/26	43	56	76.8
2. Bernice Busch-	44/19	32	44	72.7	2. Carlene Donnel	21/41	38	56	67.9
3. Mary Ann Penin	42/15	40	46	87.0	3. Connie J Fille	29/42	57	80	71.3
4. Marlene Ray-TN	41/32	52	74	70.3	4. Renee Cowan-VA	40/27	66	82	80.5
5. Carlene Donnel	40/37	38	54	70.4	5. Elda Hastings-	41/10	36	46	78.3
6. Connie J Fille	40/38	49	66	74.2	6. Marlene Ray-TN	40/19	34	46	73.9
7. Renee Cowan-VA	40/18	39	50	78.0	7. Mary Ann Penin	19/42	40	56	71.4
8. Phyllis Negaar	41/ 7	45	52	86.5	8. Bernice Busch-	42/17	32	40	80.0
9. Sylvianne Mois	27/41	56	78	71.8	9. Sue Snyder-KY	40/25	55	74	74.3
10. Sue Snyder-KY	11/41	37	62	59.7	10. Amy Francis-OH	35/40	60	82	73.2
11. Judy Curtiss-M	35/45	53	74	71.6	11. Sylvianne Mois	18/41	66	84	78.6
12. Brenda Tawney-	36/42	58	80	72.5	12. Maxine Griffit	40/16	49	56	87.5
13. Becky Kemper-K	40/36	68	86	79.1	13. Joan Elmore-TN	36/40	66	86	76.7
14. Amy Francis-OH	19/40	33	48	68.8	14. Judy Curtiss-M	24/42	49	70	70.0
15. Maxine Griffit	42/39	59	78	75.6	15. Brenda Tawney-	22/40	41	58	70.7
W-10 L-5	540	699	952	73.4	W-7 L-8	487	732	972	75.3
9.Mary Ann Peninger-KS					10.Carlene Donnelly-SD				
1. Judy Curtiss-M	26/40	52	72	72.2	1. Maxine Griffit	40/39	53	76	69.7
2. Sue Snyder-KY	36/40	48	66	72.7	2. Becky Kemper-K	41/21	45	56	80.4
3. Joan Elmore-TN	15/42	31	46	67.4	3. Amy Francis-OH	22/44	35	56	62.5
4. Brenda Tawney-	40/26	59	76	77.6	4. Sylvianne Mois	5/40	30	48	62.5
5. Sylvianne Mois	30/42	61	80	76.3	5. Joan Elmore-TN	37/40	36	54	66.7
6. Maxine Griffit	31/42	60	88	68.2	6. Sue Snyder-KY	2/40	18	40	45.0
7. Becky Kemper-K	42/19	48	56	85.7	7. Judy Curtiss-M	18/41	30	50	60.0
8. Amy Francis-OH	21/40	74	94	78.7	8. Brenda Tawney-	36/40	44	68	64.7
9. Carlene Donnel	41/ 8	28	38	73.7	9. Mary Ann Penin	8/41	18	38	47.4
10. Bernice Busch-	38/40	43	62	69.4	10. Connie J Fille	9/41	28	44	63.6
11. Elda Hastings-	40/ 6	45	54	83.3	11. Renee Cowan-VA	41/ 9	40	54	74.1
12. Marlene Ray-TN	41/10	35	42	83.3	12. Phyllis Negaar	29/40	33	50	66.0
13. Connie J Fille	24/40	42	62	67.7	13. Bernice Busch-	45/20	48	60	80.0
14. Phyllis Negaar	41/15	37	46	80.4	14. Marlene Ray-TN	40/ 9	30	42	71.4
15. Renee Cowan-VA	40/22	38	52	73.1	15. Elda Hastings-	44/21	50	66	75.8
W-7 L-8	506	701	934	75.1	W-6 L-9	417	538	802	67.1

OPPONENT	SCORE	R	SP	%	OPPONENT	SCORE	R	SP	%
11. Maxine Griffith-TN					12. Bernice Busch-BC				
1. Carlene Donnel	39/40	54	76	71.1	1. Brenda Tawney-	21/42	34	56	60.7
2. Phyllis Negaar	43/28	51	68	75.0	2. Joan Elmore-TN	19/44	23	44	52.3
3. Renee Cowan-VA	32/41	48	72	66.7	3. Sue Snyder-KY	29/42	50	70	71.4
4. Connie J Fille	28/41	46	62	74.2	4. Judy Curtiss-M	5/42	12	32	37.5
5. Bernice Busch-	40/25	58	76	76.3	5. Maxine Griffit	25/40	53	76	69.7
6. Mary Ann Penin	42/31	65	88	73.9	6. Sylvianne Mois	6/45	33	54	61.1
7. Marlene Ray-TN	41/35	52	68	76.5	7. Amy Francis-OH	13/41	25	42	59.5
8. Elda Hastings-	41/13	27	34	79.4	8. Becky Kemper-K	17/42	23	40	57.5
9. Judy Curtiss-M	31/40	60	78	76.9	9. Renee Cowan-VA	40/33	51	74	68.9
10. Sylvianne Mois	29/42	59	78	75.6	10. Mary Ann Penin	40/38	43	62	69.4
11. Amy Francis-OH	33/42	49	66	74.2	11. Marlene Ray-TN	40/16	49	64	76.6
12. Becky Kemper-K	16/40	41	56	73.2	12. Elda Hastings-	40/27	48	64	75.0
13. Brenda Tawney-	19/40	55	74	74.3	13. Carlene Donnel	20/45	40	60	66.7
14. Sue Snyder-KY	23/45	43	62	69.4	14. Connie J Fille	4/43	13	34	38.2
15. Joan Elmore-TN	39/42	58	78	74.4	15. Phyllis Negaar	30/42	23	50	46.0
W-5 L-10	496	766	1036	73.9	W-4 L-11	349	520	822	63.3
13. Phyllis Negaard-MN					14. Marlene Ray-TN				
1. Becky Kemper-K	26/40	38	56	67.9	1. Sue Snyder-KY	20/40	28	46	60.9
2. Maxine Griffit	28/43	46	68	67.6	2. Judy Curtiss-M	19/41	32	50	64.0
3. Sylvianne Mois	9/45	37	56	66.1	3. Brenda Tawney-	17/40	28	48	58.3
4. Amy Francis-OH	25/41	55	74	74.3	4. Joan Elmore-TN	32/41	49	74	66.2
5. Brenda Tawney-	23/43	64	90	71.1	5. Amy Francis-OH	21/42	38	54	70.4
6. Judy Curtiss-M	24/42	56	74	75.7	6. Becky Kemper-K	19/40	28	46	60.9
7. Sue Snyder-KY	42/33	73	94	77.7	7. Maxine Griffit	35/41	50	68	73.5
8. Joan Elmore-TN	7/41	34	52	65.4	8. Sylvianne Mois	18/42	41	58	70.7
9. Marlene Ray-TN	21/43	33	54	61.1	9. Phyllis Negaar	43/21	41	54	75.9
10. Renee Cowan-VA	38/40	42	68	61.8	10. Elda Hastings-	40/7	25	32	78.1
11. Connie J Fille	28/40	40	60	66.7	11. Bernice Busch-	16/40	42	64	65.6
12. Carlene Donnel	40/29	37	50	74.0	12. Mary Ann Penin	10/41	25	42	59.5
13. Elda Hastings-	35/42	32	56	57.1	13. Renee Cowan-VA	42/39	32	52	61.5
14. Mary Ann Penin	15/41	28	46	60.9	14. Carlene Donnel	9/40	20	42	47.6
15. Bernice Busch-	42/30	28	50	56.0	15. Connie J Fille	26/40	36	54	66.7
W-3 L-12	403	643	948	67.8	W-3 L-12	367	515	784	65.7
15. Renee Cowan-VA					16. Elda Hastings-ON				
1. Amy Francis-OH	28/41	62	86	72.1	1. Joan Elmore-TN	30/42	36	60	60.0
2. Sylvianne Mois	30/40	51	70	72.9	2. Brenda Tawney-	25/43	24	44	54.5
3. Maxine Griffit	41/32	50	72	69.4	3. Judy Curtiss-M	30/40	45	70	64.3
4. Becky Kemper-K	27/40	62	82	75.6	4. Sue Snyder-KY	15/42	23	46	50.0
5. Judy Curtiss-M	21/42	38	54	70.4	5. Becky Kemper-K	10/41	27	46	58.7
6. Brenda Tawney-	4/40	9	26	34.6	6. Amy Francis-OH	13/40	32	48	66.7
7. Joan Elmore-TN	18/40	31	50	62.0	7. Sylvianne Mois	3/43	27	44	61.4
8. Sue Snyder-KY	18/40	26	44	59.1	8. Maxine Griffit	13/41	18	34	52.9
9. Bernice Busch-	33/40	50	74	67.6	9. Connie J Fille	21/42	33	56	58.9
10. Phyllis Negaar	40/38	45	68	66.2	10. Marlene Ray-TN	7/40	15	32	46.9
11. Carlene Donnel	9/41	30	54	55.6	11. Mary Ann Penin	6/40	34	54	63.0
12. Connie J Fille	25/40	32	56	57.1	12. Bernice Busch-	27/40	45	64	70.3
13. Marlene Ray-TN	39/42	32	52	61.5	13. Phyllis Negaar	42/35	35	56	62.5
14. Elda Hastings-	28/44	30	54	55.6	14. Renee Cowan-VA	44/28	34	54	63.0
15. Mary Ann Penin	22/40	33	52	63.5	15. Carlene Donnel	21/44	42	66	63.6
W-2 L-13	383	581	894	65.0	W-2 L-13	307	470	774	60.7



WOMENS DIVISION A FINALS 2000 WORLD

1.Sylvianne Moisan	PQ	80.48	13.5	1.5	482	600	80.33
2.Sue Snyder	KY	85.39	13	2	475	600	79.17
3.Maxine Griffith	TN	85.55	10	5	443	600	73.83
4.Joan Elmore	TN	80.21	10	5	442	600	73.67
5.Connie J Filley	ND	79.62	10	5	439	600	73.17
6.Judy Curtiss	MI	77.74	9.5	5.5	450	600	75.00
7.Becky Kemper	KY	83.38	8	7	444	600	74.00
8.Renee Cowan	VA	82.86	8	7	423	600	70.50
9.Amy Francis	OH	81.75	7	8	461	600	76.83
10.Brenda Tawney	WV	78.03	7	8	444	600	74.00
11.Marlene Ray	TN	78.37	6.5	8.5	424	600	70.67
12.Bernice Busch	BC	71.93	6	9	396	600	66.00
13.Mary Ann Peninger	KS	80.93	4.5	10.5	408	600	68.00
14.Myrna Kissick	AB	74.01	4	11	351	600	58.50
15.Barbara Hanson	MA	72.91	3	12	385	600	64.17



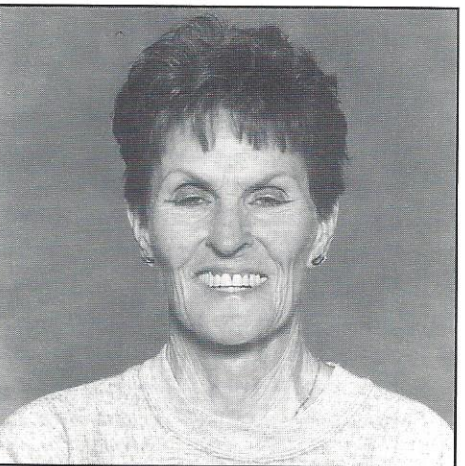
WOMENS DIVISION B FINALS 2000 WORLD

1.Jan Turnquist	MN	68.69	13	2	422	600	70.33
2.Rosalie Judy	WV	66.82	11.5	3.5	380	600	63.33
3.Rivers Prewette	NC	70.51	11	4	373	600	62.17
4.Phyllis Negaard	MN	70.09	10.5	4.5	402	600	67.00
5.LaVerne Ewing	OR	71.26	10.5	4.5	392	600	65.33
6.Carlene Donnelly	SD	65.69	10	5	395	600	65.83
7.Elda Hastings	ON	64.89	9	6	389	600	64.83
8.Angeline Moisan	PQ	70.68	8	7	382	600	63.67
9.Deborah Michaud	MA	70.72	8	7	361	600	60.17
10.Pam Henderson	MO	68.30	7	8	387	600	64.50
11.Nancy Yaros	IN	66.02	6	9	349	600	58.17
12.Edith McKinney	WI	67.38	5	10	359	600	59.83
13.Gert Wilcziek	WI	64.86	4	11	325	600	54.17
14.Gail Sluys	CA	66.56	3.5	11.5	310	600	51.67
15.Teddy Guillotte	CA	70.21	3	12	318	600	53.00
16.Shelia McGrath	ON	67.46	0	15	76	200	38.00



WOMENS DIVISION C FINALS 2000 WORLD

1.Jan Kreienkamp	MO	62.52	12	5	424	680	62.35
2.Edi Holland	MN	63.03	10	6	432	640	67.50
3.Iris Sandham	GA	61.98	11	6	381	680	56.03
4.Christy Cave	MN	58.44	10	6	371	640	57.97
5.Loree Meier	MO	59.75	9.5	5.5	331	600	55.17
6.Jenny Walters	OH	60.79	9	6	359	600	59.83
7.Carol Ormiston	BC	62.17	9	6	343	600	57.17
8.Donna Dodson	OH	62.79	8.5	6.5	348	600	58.00
9.Suzanne Helene	WI	59.56	8	7	354	600	59.00
10.Barbara Goff	OK	59.11	7.5	7.5	352	600	58.67
11.Lucille Leis	ON	63.89	7.5	7.5	345	600	57.50
12.Tiffany Gage	MN	60.25	7	8	352	600	58.67
13.Marion Thomsen	NE	62.06	6	9	309	600	51.50
14.Rose Leyk	MN	58.54	6	9	308	600	51.33
15.Priscilla Hedges	KS	60.58	2	13	222	600	37.00
16.Marlene Carr	CA	63.44	0	15	171	600	28.50



WOMENS DIVISION D FINALS 2000 WORLD

1.Wynne Mihura	KS	53.96	14	1	343	600	57.17
2.Shirley Kooy	AB	57.14	12	3	332	600	55.33
3.Carol Sperber	WA	54.63	10.5	4.5	338	600	56.33
4.Shirley Ann Fisher	MB	58.11	9.5	5.5	300	600	50.00
5.Lu Cave	MN	58.33	9	6	289	600	48.17
6.Marlene Cooper	OH	55.67	8.5	6.5	302	600	50.33
7.Jeanette Claas	MO	54.80	8	7	275	600	45.83
8.Mary Matuke	MN	52.28	7.5	7.5	290	600	48.33
9.Patricia Strain	LA	51.32	7	8	289	600	48.17
10.Lou Conklin	CO	52.59	7	8	259	600	43.17
11.Penny Steinke	WI	56.37	6	9	296	600	49.33
12.Sheila Bovkoon	MN	53.00	6	9	282	600	47.00
13.Elaine Troullier	WI	53.83	6	9	247	600	41.17
14.Tammy Norvila	SK	52.55	4.5	10.5	260	600	43.33
15.Heather Morrison	ON	54.53	4.5	10.5	231	600	38.50
16.Jane Smith	WI	51.37	0	15	4	80	5.00



WOMENS DIVISION E FINALS 2000 WORLD

1. Marlys Timm	MN	50.23	12	3	310	600	51.67
2. Carol Peterson	ND	48.50	11.5	3.5	279	600	46.50
3. Dorinda Johnson	ND	51.11	11	4	310	600	51.67
4. Linda Gheen	OH	49.45	11	4	302	600	50.33
5. Jenny D Morris	IN	50.65	11	4	280	600	46.67
6. Sharon Taylor	MO	48.87	9	6	296	600	49.33
7. Patricia Ingraham	MI	48.19	8	7	291	600	48.50
8. Lorraine Gerdes	NE	49.73	8	7	284	600	47.33
9. Mary R Denzin	MN	50.32	7	8	262	600	43.67
10. Gwen Sharp	KY	49.30	6	9	260	600	43.33
11. Roxanne Maxson	PA	48.01	6	9	241	600	40.17
12. Pat Brotherton	CA	49.18	6	9	193	600	32.17
13. Audra Craven	MO	48.73	5	10	229	600	38.17
14. Mary Beeson	MO	49.77	4.5	10.5	231	600	38.50
15. Jean Covington	WA	47.53	4	11	213	600	35.50



WOMENS DIVISION F FINALS 2000 WORLD

1. Marilyn Person	CO	42.70	11	2	265	520	50.96
2. Nancy Husted	ND	43.46	9	4	205	520	39.42
3. Daisy Judy	OH	47.09	8	5	260	520	50.00
4. Carol Holmes	NE	42.65	8	5	243	520	46.73
5. Evelyn Goshaw	WI	42.24	8	5	211	520	40.58
6. Teresa Donar	WI	44.22	8	5	210	520	40.38
7. April Gage	MN	43.90	8	5	188	520	36.15
8. Dorothy Butts	BC	42.66	7	6	212	520	40.77
9. Cindy Dodson	OH	42.76	6	7	242	520	46.54
10. Babette Sparks	WA	41.98	6	7	212	520	40.77
11. Gloria Smith	WI	46.68	5	8	207	520	39.81
12. Shari Davison	WI	47.10	4	9	180	520	34.62
13. Marilyn McPherson	PA	45.55	3	10	124	520	23.85



WOMENS DIVISION G FINALS 2000 WORLD

1. Tracy Wilcox	CO	37.75	14	1	281	600	46.83
2. Frances Kylo	ND	41.08	13	2	268	600	44.67
3. Sharon Thompson	KS	39.03	10	5	218	600	36.33
4. Florence Hamel	SK	41.71	10	5	188	600	31.33
5. Verona Cookson	AB	41.93	10	5	186	600	31.00
6. Kara Vannoy	VA	38.31	9.5	5.5	230	600	38.33
7. Ree Cutright	MO	41.79	9	6	201	600	33.50
8. Eldora Weldon	MO	38.41	8	7	208	600	34.67
9. Bev Hinrichs	NE	41.86	8	7	188	600	31.33
10. Ev Metler	ON	41.11	7	8	193	600	32.17
11. Daphne Happy	MO	37.92	6.5	8.5	190	600	31.67
12. Marge Snyder	CO	40.04	6	9	173	600	28.83
13. Charlotte Ellis	KY	39.57	4	11	165	600	27.50
14. Jennifer Machacek	NE	38.99	3	12	151	600	25.17
15. Phyllis Quist	WA	41.84	2	13	148	600	24.67



WOMENS DIVISION H FINALS 2000 WORLD

1. Terri Hanson	NE	36.00	14	1	257	600	42.83
2. Janet E Horning	NY	35.79	12	3	224	600	37.33
3. Lynn Juell	MT	36.01	9.5	5.5	200	600	33.33
4. Margaret Rider	PA	34.53	9	6	238	600	39.67
5. Carrie Kenton	NV	33.20	9	6	236	600	39.33
6. Ardith King	OK	36.38	9	6	218	600	36.33
7. Anna Marie Dawson	WV	35.83	9	6	190	600	31.67
8. June Yohn	IL	35.68	8	7	208	600	34.67
9. Margaret Grahn	AB	34.16	8	7	176	600	29.33
10. Karen Henkel	WI	34.31	8	7	174	600	29.00
11. Mary Rutherford	MI	37.06	7	8	156	600	26.00
12. Eve Vander Linden	AB	35.19	6.5	8.5	192	600	32.00
13. Dorothy Gooch	MO	36.19	4	11	179	600	29.83
14. Pat McLain	IN	35.14	4	11	167	600	27.83
15. Verna Parslow	BC	34.18	3	12	120	600	20.00



WOMENS DIVISION I FINALS 2000 WORLD

1. Thelma Trent	MO	32.65	12	1	186	520	35.77
2. Virginia Anderson	OK	33.97	11	2	202	520	38.85
3. OraLee Jeardoe	KS	34.00	10	3	223	520	42.88
4. Ann Strus	MO	32.21	8.5	4.5	176	520	33.85
5. Jan Knaub	CO	32.97	8	5	161	520	30.96
6. Janet Dunsmore	PA	32.49	8	5	147	520	28.27
7. Kay Born	AB	32.72	8	5	140	520	26.92
8. Suzanne Evans	MO	34.01	7	6	146	520	28.08
9. Jean Van Dyken	MT	32.82	6.5	6.5	160	520	30.77
10. Doreen Dudek	SK	33.38	3	10	82	520	15.77
11. Tonya Hix	VA	32.16	3	10	53	360	14.72
12. Sonya McDowell	VA	33.74	3	10	68	520	13.08



WOMENS DIVISION J FINALS 2000 WORLD

1. Vonda Sebastian	PA	31.35	11	2	162	520	31.15
2. Edicia Schnell	NE	30.50	10.5	2.5	164	520	31.54
3. Betsy Lyle	CO	29.63	10	3	197	520	37.88
4. Joan Douglas	PA	28.09	10	3	164	520	31.54
5. Mary Trollope	KS	28.75	9	4	137	520	26.35
6. Susan Lee	ON	30.16	7.5	5.5	123	520	23.65
7. Lorie Angel	NE	27.33	7	6	141	520	27.12
8. Pat Casey	MO	27.08	6	7	146	520	28.08
9. Frances Dominique	MO	29.47	5	8	124	520	23.85
10. Stella Heinold	NM	28.69	5	8	121	520	23.27
11. Barbara Baxter	WI	31.68	4	9	120	520	23.08
12. Tina Raymond	UT	29.56	4	9	107	520	20.58
13. Tina Stephenson	IN	26.01	2	11	103	520	19.81



WOMENS DIVISION K FINALS 2000 WORLD

1. Sandi Carlson	MN	17.83	12	2	187	560	33.39
2. Barbara Tande	ND	25.46	11	3	153	560	27.32
3. Coleen Beaver	ND	25.25	10	3	150	520	28.85
4. Phyllis Saylor	OH	21.56	9	4	115	520	22.12
5. Sonya Romersheuser	NE	21.69	9	4	111	520	21.35
6. Ruth Fouche	IN	23.96	8	5	129	520	24.81
7. Cheryle Andrea	MN	21.78	6	7	113	520	21.73
8. Loretta Swartz	OH	25.24	6	7	110	520	21.15
9. Lou Hirsch	OH	24.24	6	7	103	520	19.81
10. Lois Garner	IA	19.52	5	8	86	520	16.54
11. Winnona Kilbourn	AB	22.73	4	9	90	520	17.31
12. Carolyn F Slaughter	NY	25.06	3	10	85	520	16.35
13. Dorothy Krogen	ND	23.27	3	10	53	520	10.19



WOMENS DIVISION L FINALS 2000 WORLD

1. Kathy Flageolle	CO	17.52	13	0	102	520	19.62
2. Tina Press	IL	17.32	12	1	128	520	24.62
3. Dee Steineke	SD	14.93	11	2	110	520	21.15
4. Marilyn Hagen	ND	14.70	9	4	90	520	17.31
5. Marty Zolman	CO	16.46	7.5	5.5	76	520	14.62
6. Carole Ziegler	ND	14.19	7	6	76	520	14.62
7. Margaret Kozik	NY	13.87	6	7	44	520	8.46
8. Anne Medice	OK	17.32	5.5	7.5	87	520	16.73
9. Michele Trader	ND	11.82	5	8	63	520	12.12
10. Amanda King	IL	11.07	5	8	61	520	11.73
11. Joleene Elich	CO	12.97	4.5	8.5	47	520	9.04
12. Judy Saxberg	ND	11.09	4	9	71	520	13.65
13. Jessica Rains	IA	5.79	1.5	11.5	24	520	4.62



SENIOR LADIES DIVISION CHAMPIONSHIP CLASS


Jan Turnquist

SENIOR LADIES DIVISION - CHAMPIONSHIP CLASS 2000 WORLD

1. Jan Turnquist	MN	70.33	7	0	249	356	69.94
2. Edi Holland	MN	67.83	6	1	269	404	66.58
3. LaVerne Ewing	OR	65.33	5	2	206	330	62.42
4. Edith McKinney	WI	59.83	3	4	194	320	60.63
5. Rosalie Judy	WV	63.33	3	4	182	318	57.23
6. Lucille Leis	ON	57.50	3	4	187	330	56.67
7. Iris Sandham	GA	56.83	1	6	156	328	47.56
8. Carol Sperber	WA	56.33	0	7	188	358	52.51

SENIOR LADIES DIVISION - CHAMPIONSHIP CLASS 2000 WORLD

OPPONENT	SCORE	R	SP	%	OPPONENT	SCORE	R	SP	%
1. Jan Turnquist-MN					2. Edith Holland-MN				
1. Carol Sperber	41/32	29	50	58.0	1. Iris Sandham-G	43/30	51	76	67.1
2. Lucille Leis-O	41/22	34	50	68.0	2. Edith McKinney	41/10	24	36	66.7
3. Iris Sandham-G	42/13	29	42	69.0	3. Lucille Leis-O	42/19	37	52	71.2
4. Edith McKinney	43/22	37	46	80.4	4. Carol Sperber-	44/28	33	54	61.1
5. Rosalie Judy-W	40/12	25	36	69.4	5. LaVerne Ewing-	42/35	30	54	55.6
6. LaVerne Ewing-	42/23	32	46	69.6	6. Rosalie Judy-W	41/10	33	46	71.7
7. Edith Holland-MN	40/31	63	86	73.3	7. Jan Turnquist-	31/40	61	86	70.9
W-7 L-0	289	249	356	69.9	W-6 L-1	284	269	404	66.6
3. LaVerne Ewing-OR					4. Edith McKinney-WI				
1. Lucille Leis-O	40/7	21	26	80.8	1. Rosalie Judy-W	31/44	34	60	56.7
2. Carol Sperber-	41/26	34	52	65.4	2. Edith Holland-MN	10/41	14	36	38.9
3. Edith McKinney	40/24	37	56	66.1	3. LaVerne Ewing-	24/40	32	56	57.1
4. Iris Sandham-G	40/18	22	40	55.0	4. Jan Turnquist-	22/43	30	46	65.2
5. Edith Holland-MN	35/42	28	54	51.9	5. Carol Sperber-	42/20	37	52	71.2
6. Jan Turnquist-	23/42	25	46	54.3	6. Iris Sandham-G	42/11	21	32	65.6
7. Rosalie Judy-W	41/22	39	56	69.6	7. Lucille Leis-O	44/19	26	38	68.4
W-5 L-2	260	206	330	62.4	W-3 L-4	215	194	320	60.6
5. Rosalie Judy-WV					6. Lucille Leis-ON				
1. Edith McKinney	44/31	38	60	63.3	1. LaVerne Ewing- 7/40	10	26	38.5	
2. Iris Sandham-G	43/2	18	26	69.2	2. Jan Turnquist-	22/41	26	50	52.0
3. Carol Sperber-	44/14	25	40	62.5	3. Edith Holland-MN	19/42	31	52	59.6
4. Lucille Leis-O	24/42	29	54	53.7	4. Rosalie Judy-W	42/24	35	54	64.8
5. Jan Turnquist-	12/40	16	36	44.4	5. Iris Sandham-G	40/21	36	56	64.3
6. Edith Holland-MN	10/41	23	46	50.0	6. Carol Sperber-	45/34	31	54	57.4
7. LaVerne Ewing-	22/41	33	56	58.9	7. Edith McKinney	19/44	18	38	47.4
W-3 L-4	199	182	318	57.2	W-3 L-4	194	87	330	56.7
7. Iris Sandham-GA					8. Carol Sperber-WA				
1. Edith Holland-MN	30/43	44	76	57.9	1. Jan Turnquist-	32/41	27	50	54.0
2. Rosalie Judy-W	2/43	5	26	19.2	2. LaVerne Ewing-	26/41	29	52	55.8
3. Jan Turnquist-	13/42	19	42	45.2	3. Rosalie Judy-W	14/44	16	40	40.0
4. LaVerne Ewing-	18/40	16	40	40.0	4. Edith Holland-MN	28/44	27	54	50.0
5. Lucille Leis-O	21/40	29	56	51.8	5. Edith McKinney	20/42	30	52	57.7
6. Edith McKinney	11/42	11	32	34.4	6. Lucille Leis-O	34/45	27	54	50.0
7. Carol Sperber-	40/35	32	56	57.1	7. Iris Sandham-G	35/40	32	56	57.1
W-1 L-6	135	156	328	47.6	W-0 L-7	189	188	358	52.5



JUNIOR BOYS DIVISION CHAMPIONSHIP CLASS

Chase Battle

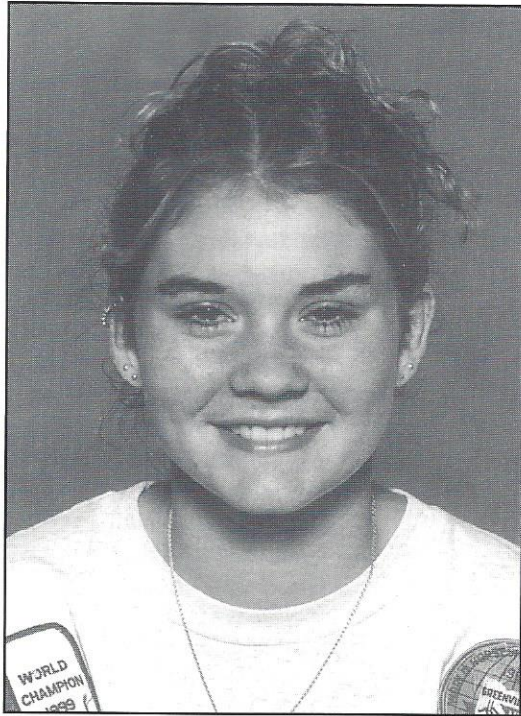
JUNIOR BOYS DIVISION - CHAMPIONSHIP CLASS 2000 WORLD

1. Chase Battle	AR	70.17	7	0	382	512	74.61
2. David Bradley	IN	71.00	5	2	346	484	71.49
3. Adam Ellis	ON	73.33	4	3	358	472	75.85
4. Keith Boone	CA	67.33	3	4	309	428	72.20
5. Dustin Dahl	WI	64.83	3	4	308	436	70.64
6. Levi Blevins	MO	69.50	3	4	253	382	66.23
7. Urias Martin	NM	71.50	2	5	292	430	67.91
8. Marcus Thomsen	NE	62.50	1	6	266	384	69.27

JUNIOR BOYS DIVISION - CHAMPIONSHIP CLASS 2000 WORLD

OPPONENT	SCORE	R	SP	%	OPPONENT	SCORE	R	SP	%
1.Chase Battle-AR					2.David Bradley-IN				
1. Levi Blevins-M	40/39	38	66	57.6	1. Keith Boone-CA	41/35	51	70	72.9
2. Dustin Dahl-WI	43/17	48	58	82.8	2. Marcus Thomsen	41/36	43	58	74.1
3. Marcus Thomsen	40/39	54	72	75.0	3. Levi Blevins-M	40/20	38	48	79.2
4. Keith Boone-CA	40/33	61	80	76.3	4. Dustin Dahl-WI	33/41	40	66	60.6
5. Adam Ellis-ON	42/22	45	56	80.4	5. Urias Martin-N	40/35	49	70	70.0
6. Urias Martin-N	41/34	72	90	80.0	6. Adam Ellis-ON	42/30	63	82	76.8
7. David Bradley-	42/36	64	90	71.1	7. Chase Battle-A	36/42	62	90	68.9
W-7 L-0	288	382	512	74.6	W-5 L-2	273	346	484	71.5
3.Adam Ellis-ON					4.Keith Boone-CA				
1. Marcus Thomsen	43/24	39	50	78.0	1. David Bradley-	35/41	50	70	71.4
2. Keith Boone-CA	41/30	53	68	77.9	2. Adam Ellis-ON	30/41	49	68	72.1
3. Dustin Dahl-WI	27/40	71	92	77.2	3. Urias Martin-N	25/40	28	46	60.9
4. Levi Blevins-M	42/14	44	50	88.0	4. Chase Battle-A	33/40	59	80	73.8
5. Chase Battle-A	22/42	39	56	69.6	5. Dustin Dahl-WI	40/24	54	72	75.0
6. David Bradley-	30/42	61	82	74.4	6. Marcus Thomsen	40/28	38	52	73.1
7. Urias Martin-N	43/38	51	74	68.9	7. Levi Blevins-M	40/8	31	40	77.5
W-4 L-3	248	358	472	75.8	W-3 L-4	243	309	428	72.2

OPPONENT	SCORE	R	SP	%	OPPONENT	SCORE	R	SP	%
5.Dustin Dahl-WI					6.Levi Blevins-MO				
1. Urias Martin-N	42/13	38	46	82.6	1. Chase Battle-A	39/40	39	66	59.1
2. Chase Battle-A	17/43	39	58	67.2	2. Urias Martin-N	41/21	42	58	72.4
3. Adam Ellis-ON	40/27	76	92	82.6	3. David Bradley-	20/40	31	48	64.6
4. David Bradley-	41/33	44	66	66.7	4. Adam Ellis-ON	14/42	34	50	68.0
5. Keith Boone-CA	24/40	50	72	69.4	5. Marcus Thomsen	41/27	47	62	75.8
6. Levi Blevins-M	28/40	35	58	60.3	6. Dustin Dahl-WI	40/28	39	58	67.2
7. Marcus Thomsen	20/42	26	44	59.1	7. Keith Boone-CA	8/40	21	40	52.5
W-3 L4	212	308	436	70.6	W-3 L-4	203	253	382	66.2
7.Urias Martin-NM					8.Marcus Thomsen-NE				
1. Dustin Dahl-WI	13/42	28	46	60.9	1. Adam Ellis-ON	24/43	33	50	66.0
2. Levi Blevins-M	21/41	36	58	62.1	2. David Bradley-	36/41	42	58	72.4
3. Keith Boone-CA	40/25	33	46	71.7	3. Chase Battle-A	39/40	55	72	76.4
4. Marcus Thomsen	40/24	32	46	69.6	4. Urias Martin-N	24/40	27	46	58.7
5. David Bradley-	35/40	48	70	68.6	5. Levi Blevins-M	27/41	43	62	69.4
6. Chase Battle-A	34/41	68	90	75.6	6. Keith Boone-CA	28/40	33	52	63.5
7. Adam Ellis-ON	38/43	47	74	63.5	7. Dustin Dahl-WI	42/20	33	44	75.0
W-2 L-5	221	292	430	67.9	W-1 L-6	220	266	384	69.3



JUNIOR GIRLS DIVISION CHAMPIONSHIP CLASS

Shalee Sebastian

JR. GIRLS DIVISION - CHAMPIONSHIP CLASS 2000 WORLD

1. Shalee Sebastian	PA	60.67	5	0	138	202	68.32
2. Elizabeth King	NY	45.00	3	2	108	224	48.21
3. Tenesia Mayer	NY	49.67	3	2	117	252	46.43
4. Rebecca King	OK	59.50	2	3	120	248	48.39
5. Rachel Luckey	ND	39.00	1	4	123	296	41.55
6. Charlene Hix	VA	40.67	1	4	57	198	28.79

JUNIOR GIRLS DIVISION - CHAMPIONSHIP CLASS 2000 WORLD

OPPONENT	SCORE	R	SP	%	OPPONENT	SCORE	R	SP	%
1.Shalee Sebastian-PA					2.Elizabeth King-NY				
1. Rachel Luckey-	40/21	24	40	60.0	1. Tenesia Mayer-	45/32	26	48	54.2
2. Charlene Hix-V	44/5	28	42	66.7	2. Rebecca King-O	11/42	15	38	39.5
3. Tenesia Mayer-	42/11	27	38	71.1	3. Charlene Hix-V	41/8	17	38	44.7
4. Elizabeth King	45/13	30	42	71.4	4. Shalee Sebast	13/45	20	42	47.6
5. Rebecca King-O	40/9	29	40	72.5	5. Rachel Luckey-	42/21	30	58	51.7
W-5 L-0	211	138	202	68.3	W-3 L-2	152	108	224	48.2
3.Tenesia Mayer-NY					4.Rebecca King-OK				
1. Elizabeth King	32/45	22	48	45.8	1. Charlene Hix-V	40/11	17	34	50.0
2. Rachel Luckey-	40/32	33	72	45.8	2. Elizabeth King	42/11	25	38	65.8
3. Shalee Sebast	11/42	17	38	44.7	3. Rachel Luckey-	37/40	30	78	38.5
4. Rebecca King-O	40/38	28	58	48.3	4. Tenesia Mayer-	38/40	29	58	50.0
5. Charlene Hix-V	40/14	17	36	47.2	5. Shalee Sebast	9/40	19	40	47.5
W-3 L-2	163	117	252	46.4	W-2 L-3	166	120	248	48.4

5. Rachel Luckey-ND

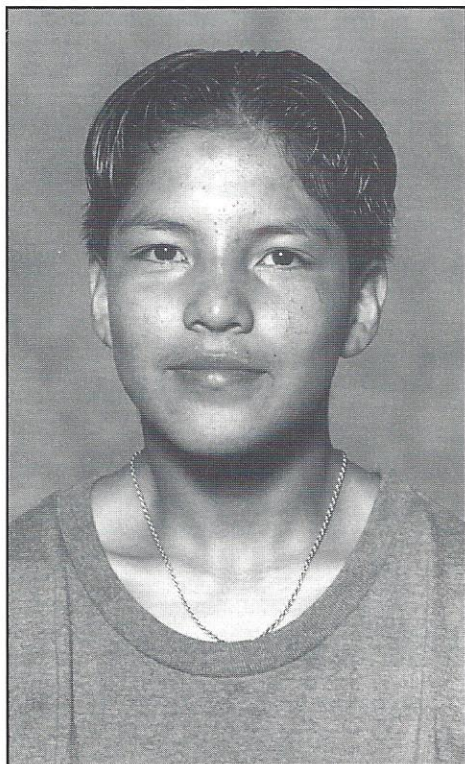
1. Shalee Sebastian	21/40	19	40	47.5
2. Tenesia Mayer-	32/40	30	72	41.7
3. Rebecca King-O	40/37	34	78	43.6
4. Charlene Hix-V	31/40	17	48	35.4
5. Elizabeth King	21/42	23	58	39.7

W-1 L-4 145 123 296 41.6

6. Charlene Hix-VA

1. Rebecca King-O	11/40	7	34	20.6
2. Shalee Sebasti	5/44	16	42	38.1
3. Elizabeth King	8/41	7	38	18.4
4. Rachel Luckey-	40/31	19	48	39.6
5. Tenesia Mayer-	14/40	8	36	22.2

W-1 L-4 78 57 198 28.8




JUNIOR BOYS & GIRLS DIVISION A FINALS

Urias Martin


JUNIOR BOYS AND GIRLS DIVISION A FINALS 2000 WORLD

1. Urias Martin	NM	56.12	14	1	429	600	71.50
2. Adam Ellis	ON	78.61	12	3	440	600	73.33
3. Chase Battle	AR	69.72	12	3	421	600	70.17
4. David Bradley	IN	72.16	11	4	426	600	71.0
5. Levi Blevins	MO	61.34	10	5	417	600	69.50
6. Keith Boone	CA	58.21	9	6	404	600	67.33
7. Dustin Dahl	WI	67.73	9	6	389	600	64.83
8. Lance Albrecht	MN	57.95	8	7	359	600	59.83
9. Wesley Kemper	KY	61.42	8	7	358	600	59.67
10. Marcus Thomsen	NE	60.93	7.5	7.5	375	600	62.50
11. Shalee Sebastian	PA	61.62	6.5	8.5	364	600	60.67
12. Barrent Dahl	WI	66.62	5	10	332	600	55.33
13. Brent Keen	IN	63.33	4	11	321	600	53.50
14. Ryan McHale	BC	49.90	3	12	218	600	36.33
15. Frank Quillen	MI	54.56	1	14	162	600	27.00




JUNIOR BOYS AND GIRLS DIVISION B FINALS 2000 WORLD

1. Anthony Patterson	WA	38.49	15	1	344	640	53.75
2. Rebecca King	OK	47.79	14	2	364	640	56.88
3. Tenesia Mayer	NY	40.07	12	3	298	600	49.67
4. Adam Mead	MN	37.00	10	5	221	600	36.83
5. Elizabeth King	NY	36.98	9	6	270	600	45.00
6. Allan Shanks	MI	39.55	9	6	267	600	44.50
7. Travis Thompson	KS	46.39	8.5	6.5	253	600	42.17
8. Charlene Hix	VA	44.93	8.5	6.5	244	600	40.67
9. Cliff Maurer	WY	40.30	7.5	7.5	245	600	40.83
10. Rachel Luckey	ND	37.85	6	9	234	600	39.00
11. Shane Steiner	ND	36.80	6	9	188	600	31.33
12. Daniel Smith	IA	37.01	5.5	9.5	155	600	25.83
13. Tyler Wipf	SD	42.45	4	11	215	600	35.83
14. Brian Robertson	MN	41.66	4	11	167	600	27.83
15. David Cowan	VA	45.60	2	13	121	600	20.17



JUNIOR BOYS AND GIRLS DIVISION C FINALS 2000 WORLD

1. Patrick Hovda	MN	28.68	14	1	281	600	46.83
2. Trevor Sellden	ND	34.50	12.5	2.5	226	600	37.67
3. James Fortune	IA	32.81	10	5	246	600	41.00
4. Shawn Lunde	ND	31.91	10	5	245	600	40.83
5. David Mead	MN	35.12	10	5	230	600	38.33
6. Jordan Carr	ND	25.50	10	5	211	600	35.17
7. Ashley Anderson	MN	27.44	10	5	186	600	31.00
8. Mark Strand	ND	32.30	9.5	5.5	256	600	42.67
9. Jared Ronningen	ND	28.66	9	6	223	600	37.17
10. Thomas Hix	VA	35.11	9	6	200	600	33.33
11. Nicole Riehle	WI	28.48	4.5	10.5	159	600	26.50
12. Sara Angel	NE	35.00	4	11	136	600	22.67
13. Garret Gjesdal	ND	25.29	4	11	123	600	20.50
14. Aaron Mead	MN	25.86	2.5	12.5	105	600	17.50
15. Nick Eli	ND	26.26	1	14	107	600	17.83




JUNIOR BOYS AND GIRLS DIVISION D FINALS 2000 WORLD

1. Colette Cave	MN	23.82	15	0	231	600	38.50
2. John Stover	SD	16.78	12	3	182	600	30.33
3. Tina Riehle	WI	23.87	12	3	160	600	26.67
4. Chad Donarski	MN	19.63	9	6	133	600	22.17
5. Mark McGrath	CA	20.10	8.5	6.5	161	600	26.83
6. Nick Coles	ND	17.42	8	7	148	600	24.67
7. Joseph Thomsen	NE	19.37	8	7	147	600	24.50
8. Stephanie Hagen	ND	21.30	8	7	140	600	23.33
9. Todd Bettermann	MN	17.22	8	7	118	600	19.67
10. Jim Heggvik	ND	17.86	8	7	101	600	16.83
11. Kayla Larson	MN	21.78	7.5	7.5	147	600	24.50
12. Justin Simon	SD	20.00	6	9	136	600	22.67
13. Alex Johnson	MN	22.40	5	10	117	600	19.50
14. Breanne Garrett	BC	15.14	4	11	82	600	13.67
15. Danielle Rakstad	IL	17.33	1	14	77	600	12.83
16. Charles James	IN	16.35	0	15	35	600	5.83



JUNIOR BOYS AND GIRLS DIVISION E FINALS 2000 WORLD

1. Lewis Talfelmeyer	ND	14.96	16	0	200	640	31.25
2. Kyle Stover	SD	11.64	14	2	192	640	30.00
3. Justin Sipma	ND	9.00	13	3	140	640	21.88
4. Kristen Belgarde	ND	12.87	11.5	4.5	136	640	21.25
5. Joshua Routh	KS	12.01	11	5	121	640	18.91
6. Andy Juell	MT	10.01	9	7	124	640	19.38
7. Adam Zimprich	ND	13.39	9	7	119	640	18.59
8. Ryan Hagen	MN	10.23	8	8	106	640	16.56
9. Tony Donarski	MN	12.95	7.5	8.5	92	640	14.38
10. Zack Coles	ND	13.27	7	9	101	640	15.78
11. Trina Burk	OK	10.09	7	9	85	640	13.28
12. Billy Pedersen	UT	13.82	6.5	9.5	87	640	13.59
13. Jonathan Tofteland	ND	8.66	5	11	86	640	13.44
14. Alexandra Hagen	ND	10.00	5	11	39	640	6.09
15. Erin Hatlestad	ND	11.27	2.5	13.5	54	480	11.25
16. Levi Steineke	SD	10.41	2	14	37	640	5.78
17. Trevor Sipma	ND	7.50	2	14	37	640	5.78




JUNIOR BOYS AND GIRLS DIVISION F FINALS 2000 WORLD

1. Travis Ninneman	MN	4.62	16	0	96	640	15.00
2. Casey Painter	NE	6.62	13.5	2.5	91	640	14.22
3. Micah Snead	MN	4.66	13	3	60	640	9.38
4. Eric Collins	MN	7.33	12	4	62	640	9.69
5. Katie Thomsen	NE	6.87	12	4	46	640	7.19
6. Alanna Carr	ND	3.33	9	7	42	640	6.56
7. Zachary Short	MN	4.67	9	7	28	640	4.38
8. Justin Morland	CO	4.62	9	7	27	640	4.22
9. Cassandra Hagen	ND	3.16	8.5	7.5	47	640	7.34
10. Noah Elich	CO	3.75	6.5	9.5	30	640	4.69
11. Ben Elich	CO	3.54	6	10	49	640	7.66
12. Jacob Anderson	MN	7.41	5.5	10.5	39	640	6.09
13. Alyssa Donarski	MN	4.00	5	11	29	640	4.53
14. Lauralynn Knop	MI	4.89	5	11	23	640	3.59
15. Jordan Coles	ND	1.73	5	11	19	640	2.97
16. Rachel Cowan	VA	0.31	1	15	7	640	1.09

TOURNAMENT TRAVEL CONTACTS

The following is a list of all NHPA Regional Directors and the states or territory they cover. Those of you who travel and want to get out-of-area tournament information, are encouraged to contact the appropriate Regional Director. Each RD maintains a full list of all NHPA sanctioned tournaments in their area. If your travel plans call for stops in several states and you need multiple state information, you might want to write the NHPA 1st Vice President who is in charge of all RDs. He should have copies of all the state schedules. The address for the 1st VP can be found on page 3 of this publication.

REGION	REGIONAL DIRECTOR				
1. Washington	Vey Allen Box 493 Benton City, WA 99320 (509) 588-3351	14. New Mexico	Charles Knotts P.O. Box 361 Logan, NM 88426 (505) 487-2248	32. Kentucky	Monty Roberts Box 637 Warsaw, KY 41095 (606) 567-8511
2. Oregon	Rick Rebman 80037 Rosa Lane Hermiston, OR 97838 (541) 567-8560	15. N. Dakota	Clint Bryson 901 Custer St. Belle Fourche, SD 57717 (605) 892-2195	33. Tennessee	Dexter Stallings 731 Reed Drive Powell, TN 37849 (865) 947-7865
8. Idaho	Rick Rebman 80037 Rosa Lane Hermiston, OR 97838 (541) 567-8560	16. S. Dakota		34. Georgia	Jerome Kennedy Rt. 2, Box 1315 Hawkinsville, GA 31036 (912) 892-3885
3. Northern California	Gail Sluys 1721 San Ramon Way Santa Rosa, CA 95409 (707) 538-3128	17. Nebraska	Pat Wemhoff 255 6th Ave., S. Columbus, NE 68601 (402) 564-7323	35. Florida	Ron Deckard 7302 Brookview Circle Tampa, FL 33634 (813) 884-2932
4. Southern California	Fred Briand 13325 Lamel Street No. Edwards, CA 93523 (760) 769-4347	18. Kansas	Bernie VanLerberg 12419 142nd St. Bonner Springs, KS 66012 (913) 422-7095	36. Ohio	Dan Sanders 6687 Merwin Rd. Columbus, OH 43235 (614) 761-3357
6. Hawaii	Myrtle May L. Kamoku P.O. Box 273 Anahola, Hawaii 96703 (808) 822-4632	19. Missouri	Elwyn Cooper 6920 N.W. 78th Street Kansas City, MO 64152 (816) 741-0043	37. West Virginia	Ken Wilhelm 406 Stealy Avenue Clarksburg, WV 26301 (304) 622-1265
7. Nevada	Don Weaver 2206 Sunnyslope Ave. Las Vegas, NV 89119 (702) 736-7348	20. Oklahoma	Ronnie Frederick 1015 19th Street Woodward, OK 73801 (580) 256-2759	38. Virginia	Ricky Hall 5644 Joppa Mill Rd. Moneta, VA 24121 (540) 297-9518
9. Utah	Bud Schardine 354 Brookside Drive Springville, UT 84663 (801) 489-6351	21. Arkansas	Richard Archer HC 63 Box 189 Ozark, AR 72949 (501) 667-3078	39. Pennsylvania	Darle Esh 68 Solitude Road Milroy, PA 17063 (717) 667-3108
10. Arizona	Joe Kubiak 5525 Concho Drive Prescott Valley, AZ 86314 (520) 772-3242	22. Texas	Randy Collins 3902 Ravenwood Bryan, TX 77802 (979) 776-1148	40. N. Carolina	Wayne Roope 358 Roop Road Hays, NC 28635 (336) 957-8396
11. Montana	Wayne Bennett 1520 Beartooth Rd. Wolf Creek, MT 59648 (406) 235-4062	23. Minnesota	Ward Lutz 900 11-1/4 St., SW Rochester, MN 55902 (507) 288-5182	41. S. Carolina	Ron Taylor 116 Knox Street Clover, SC 29710 (803) 222-3990
12. Wyoming	Pat Bacus 440 W. 3rd Lovell, WY 82431 (307) 548-6593	24. Iowa	C. Leo Buell 1809 Lakeside Dr. Iowa City, IA 52240 (319) 338-8256	42. Maryland	Don Lawyer 730 Hickok Trail Lusby, MD 20657 (410) 326-2070
13. Colorado	Don Conklin 898 Sycamore Ave. Boulder, CO 80303 (303) 499-9091	25. Mississippi	Bobby Holland 768 Knotty Walls Rd. Owens Cross Rds, AL 35763 (256) 725-4034	43. Delaware	Lance Twyman 6320 CR 27 Canton, NY 13617 (315) 386-2404
		26. Alabama	Ron Latiolais 12102 Turry Road Gonzales, LA 70737 (225) 647-4992	44. New York	George St. Pierre 25 Leefort Terrace Salem, MA 01970 (978) 744-3110
		27. Louisiana	Jim Haupt 5075 N. Elkhart Ave. Milwaukee, WI 53217 (414) 964-2735	45. Maine	
		28. Wisconsin	Dave Shreve 2127 Lynn Street Cahokia, IL 62206 (618) 332-2599	46. Vermont	
		29. Illinois	Steve Summerlin 198 O'Doherty Brighton, MI 48116 (810) 220-4558	47. New Hampshire	
		30. Michigan	Jim Shilling 5044A CR 64 Spencerville, IN 46788 (219) 238-4879	48. Massachusetts	
		31. Indiana		49. Connecticut	
				50. Rhode Island	
				51. New Jersey	Ed Quigley 27 Mountain Ave. Pompton Plains, NJ 07444 (973) 839-0946
				52. Alaska	Pete Imhof 9031 Tern Dr. Palmer, AK 99645 (907) 746-2030
				61-72 Canada	Jack Adams 35 O'Neil Crescent Saskatoon, SK Canada S7N 1W7 (306) 373-5184



The BASICS of HORSESHOE PITCHING

This easy to follow and highly informative video is a real assist to the first time or relatively inexperienced pitcher.

Slow motion frames will help even the experienced pitcher improve their turns.

The three most popular grips are demonstrated, all showing the stance, swing, step, release and follow-through.

Segments on equipment, court layout, rules and scoring.

An ideal teaching video endorsed by the NHPA

\$14.95 postpaid through any NHPA Distributor

NHPA GAME RELATED SALES DISTRIBUTORS

EDWARD A. DOMEY

National Buyer

P.O. Box 298
Sutton, Massachusetts 01590
(508) 865-9477 Phone or Fax

DENNIS OHMS

777 W. Midvalley Road
Cedar City, Utah 84720
(435) 586-9352
ohms@netutah.com

GEORGE ANDERSON

1869 Mourning Dove Drive
Palm Harbor, Florida 34683
(727) 786-1128
juniaf@msn.com

HORSESHOE PRO SHOP

P.O. Box 881, 10410 US Hwy. 23
Lucasville, OH 45648-0881
(740) 259-9122 Fax 0092
HorseshoeProShp@webtv.net

WALLY SHIPLEY

2646 Basswood Street
Newport Beach, CA 92660
(949) 760-3658

CURLY SEIBOLD

1043 Grayston Avenue
Huntington, Indiana 46750
(800) 356-3489
wseibold@fwi.com

LUCKY SHOES PRO SHOP

83441 CR 652
Lawton, MI 49065
(616) 624-2861
luckshoe@juno.com

ANDY'S Horseshoe Products

502 W. Hammer Rd.
Albert Lea, MN 56007-2009
(800) 853-5095
andy@smig.net

Support Your National Horseshoe Pitchers Association

Contact a Distributor near you for the products shown in this ad and many other Game Related Items

NHPA NEWSLINE

Subscription Office

3085 76th St., Franksville, WI 53126

CHANGE SERVICE REQUESTED

PRESORTED
STANDARD
US POSTAGE PAID
GRASS VALLEY, CA
PERMIT NO 80

St. Pierre AMERICAN Tournament... HORSESHOES

THROW RINGERS AROUND THE COMPETITION.

UNIQUE SHAPE FOR CONSISTENT PERFORMANCE

- Longer hooks grab the stake
- Ringer breaker rotates shoe to lock in ringers
- Caulks engineered for balance
- Built-in finger positioner
- Exclusive new high-tech powder coat finish
- Manufactured of forged steel


Our shoes are drop forged of solid steel and then given our exclusive smooth, electrostatically applied baked-on powder coating, a finish that's more resistant to chipping, abrasion, corrosion and weathering than ordinary paint. Only St. Pierre offers this durable, attractive finish. Our forged shoes also offer the proper weight distribution for maximum balance and control, and meet the official size and weight requirements of the National Horseshoe Pitchers' Association (NHPA). We forge strength right into the design, too, so St. Pierre shoes last longer than cast products.



NHPA
APPROVED



Made in USA



St. Pierre
MANUFACTURING CORPORATION

317 East Mountain Street
Worcester, MA 01606

Tel: (508) 853-8010 Fax: (508) 853-3860